



### Low Capacitance Diode Array

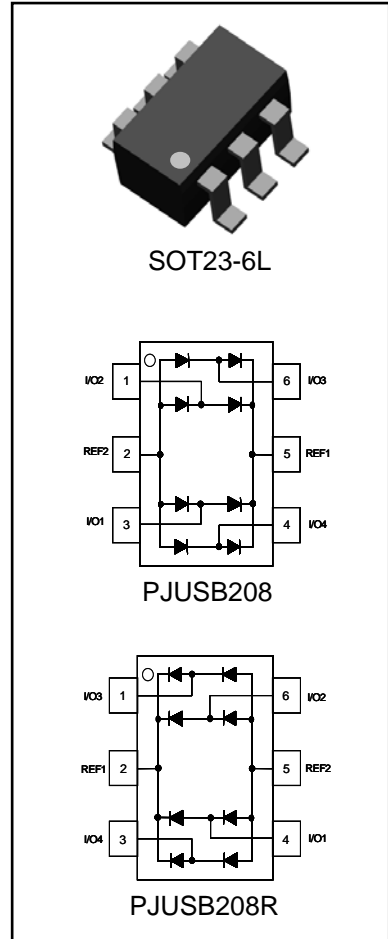
This diode array is configured to protect up to four data transmission lines acting as a line terminator, minimizing overshoot and undershoot conditions due to bus impedance as well as protect against over-voltage events as electrostatic discharges.

### SPECIFICATION FEATURES

- Maximum Capacitance of 3.0pF at 0Vdc 1MHz Line-to-Ground
- Peak Inverse voltage of 40V per diode
- Maximum Leakage Current of 1.0μA @ VR
- Industry Standard SMT Package SOT23-6L
- IEC61000-4-2 (Level 4) +/-8kV (Contact) +/-15kV (Air)
- 100% Tin Matte finish (LEAD-FREE PRODUCT)
- Two pin 1 orientations available

### APPLICATIONS

- USB 2.0 and Firewire Port Protection
- LAN/WLAN Access Point terminals
- Video Signal line protection



TVS	Marking Code
PJSUB208	208
PJUSB208R	316

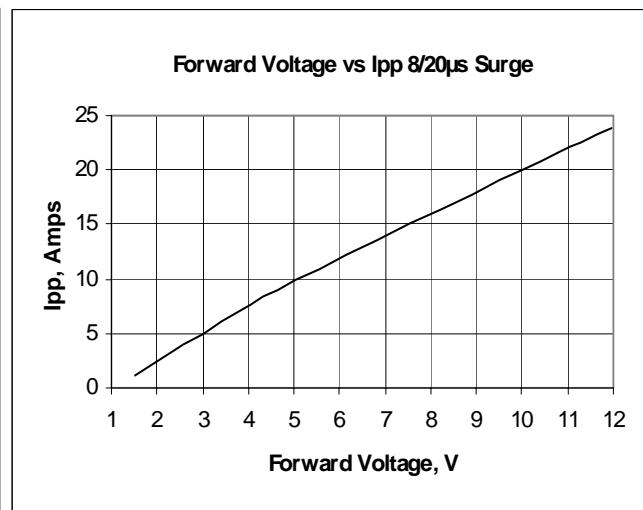
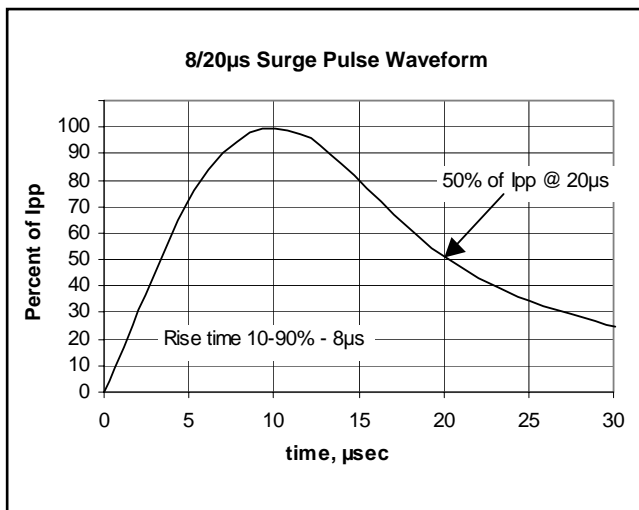
### MAXIMUM RATINGS $T_j = 25^{\circ}\text{C}$ Unless otherwise noted

Rating	Symbol	Value	Units
Repetitive Peak Inverse Voltage	$V_{RRM}$	40	V
Continuous Reverse Voltage	$V_R$	40	V
Peak Pulse Current (8/20μs Waveform)	$I_{PP}$	24	A
Average Rectified Forward Current, Per Diode	$I_{F(AV)}$	50	mA
Power Dissipation, $T_j = 85^{\circ}\text{C}$ , $I_F = 200\text{mA}$ , Per Diode	$P_D$	100	mW
Operating Junction Temperature Range	$T_j$	-55 to +150	$^{\circ}\text{C}$
Storage Temperature Range	$T_{stg}$	-55 to +150	$^{\circ}\text{C}$
Soldering Temperature, t max = 10 s	$T_L$	260	$^{\circ}\text{C}$



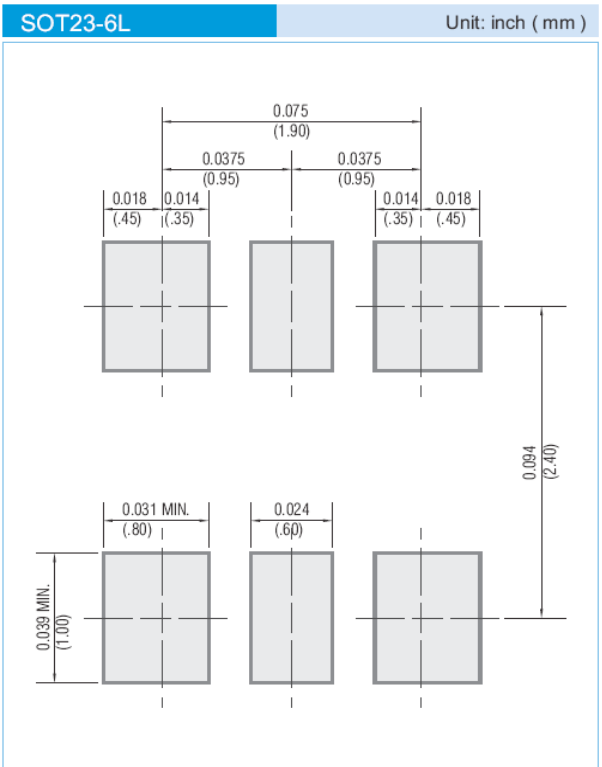
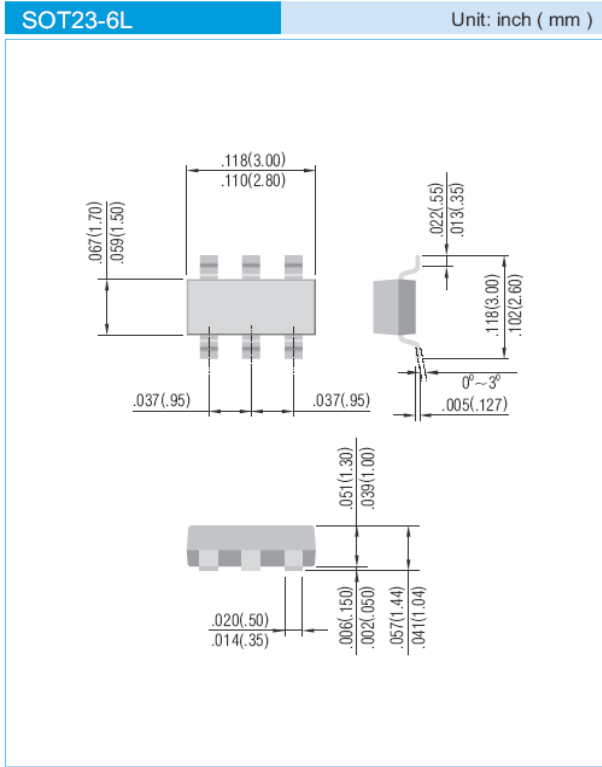
ELECTRICAL CHARACTERISTICS Tj = 25°C unless otherwise noted

Parameter	Symbol	Conditions	Min	Typ	Max	Units
Repetitive Peak Inverse Voltage	$V_{RRM}$				40	V
Breakdown Voltage	$V_{BR}$	$I_{BR} = 10\mu A$	50			V
Forward Voltage (8/20µs Pulse)	$V_F$	$I_{PP} = 1A$			2.0	V
		$I_{PP} = 10A$			5.0	V
Reverse Leakage Current	$I_R$	$V_R = 40V$			1.0	µA
Off-State Junction Capacitance	$C_J$	0Vdc Bias, f =1 MHz Between I/O pins and REF2 (Ground)			3.0	pF
		0Vdc Bias, f =1 MHz Between I/O pins		2.0		pF





PACKAGE DIMENSIONS AND SUGGESTED PAD LAYOUT



© Copyright PanJit International, Inc 2006

The information presented in this document is believed to be accurate and reliable. The specifications and information herein are subject to change without notice. Pan Jit makes no warranty, representation or guarantee regarding the suitability of its products for any particular purpose. Pan Jit products are not authorized for use in life support devices or systems. Pan Jit does not convey any license under its patent rights or rights of others.