


UT series 6mmL Chip Type, Wide Temperature Range



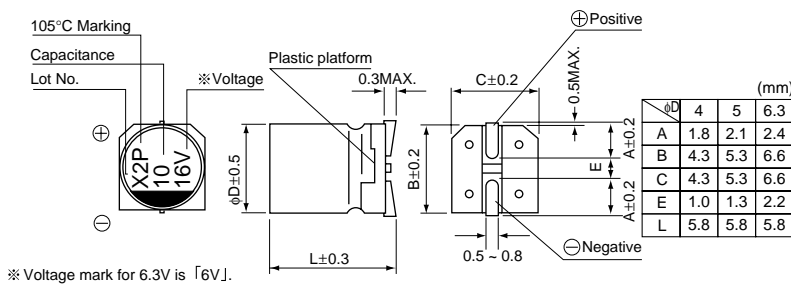
- Chip type with load life 2000 hours at +105°C.
- Designed for surface mounting on high density PC board.
- Applicable to automatic mounting machine using carrier tape.
- Adapted to the RoHS directive (2002/95/EC).



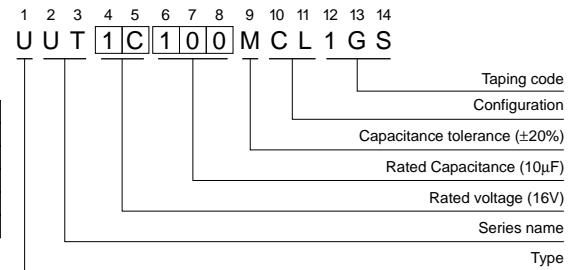
Specifications

Item	Performance Characteristics								
Category Temperature Range	-55 ~ +105°C								
Rated Voltage Range	4 ~ 50V								
Rated Capacitance Range	0.1 ~ 100μF								
Capacitance Tolerance	±20% at 120Hz, 20°C								
Leakage Current	After 2 minutes' application of rated voltage, leakage current is not more than 0.01 CV or 3 (μA), whichever is greater.								
tan δ	Measurement frequency :120Hz, Temperature : 20°C								
	Rated voltage (V)	4	6.3	10	16	25	35	50	
	tan δ (MAX.)	0.37	0.28	0.24	0.20	0.16	0.13	0.12	
Stability at Low Temperature	Measurement frequency :120Hz								
	Rated voltage (V)		4	6.3	10	16	25	35	50
	Impedance ratio	Z-25°C / Z+20°C	6	3	3	2	2	2	2
	ZT / Z20 (MAX.)	Z-40°C / Z+20°C	12	8	5	4	3	3	3
Endurance	After 2000 hours' application of rated voltage at 105°C, capacitors meet the characteristic requirements listed at right.		Capacitance change		Within ±25% of initial value (16V or less)				
			tan δ		Within ±20% of initial value (25V or more)				
			Leakage current		200% or less of initial specified value				
					Initial specified value or less				
Shelf Life	After storing the capacitors under no load at 105°C for 1000 hours, and after performing voltage treatment based on JIS C 5101-4 clause 4.1 at 20°C, they will meet the specified value for endurance characteristics listed above.								
Resistance to soldering heat	The capacitors shall be kept on the hot plate maintained at 250°C for 30 seconds. After removing from the hot plate and restored at room temperature, they meet the characteristic requirements listed at right.		Capacitance change		Within ±10% of initial value				
			tan δ		Initial specified value or less				
			Leakage current		Initial specified value or less				
Marking	Black print on the case top.								

Chip Type



Type numbering system (Example : 16V 10μF)



Dimensions

V		4		6.3		10		16		25		35		50	
Cap. (μF)	Code	0G		0J		1A		1C		1E		1V		1H	
0.1	0R1													4	1.0
0.22	R22													4	2.6
0.33	R33													4	3.2
0.47	R47													4	3.8
1	010													4	6.2
2.2	2R2													4	11
3.3	3R3													4	14
4.7	4R7									4	13	4	15	5	19
10	100							4	18	5	23	5	25	6.3	30
22	220	4	22	4	22	5	27	5	30	6.3	38	6.3	42		
33	330	5	30	5	30	5	35	6.3	40	6.3	48				
47	470	5	36	5	36	6.3	46	6.3	50						
100	101	6.3	60	6.3	60	6.3	60								

Rated ripple (mArms) at 105°C 120Hz

Frequency coefficient of rated ripple current

Frequency	50 Hz	120 Hz	300 Hz	1 kHz	10 kHz~
Coefficient	0.70	1.00	1.17	1.36	1.50

- Taping specifications are given in page 24.
- Recommended land size, soldering by reflow are given in page 25, 26.
- Please select UX(p.74), UJ(p.76) series if high C/V products are required.
- Please refer to page 3 for the minimum order quantity.