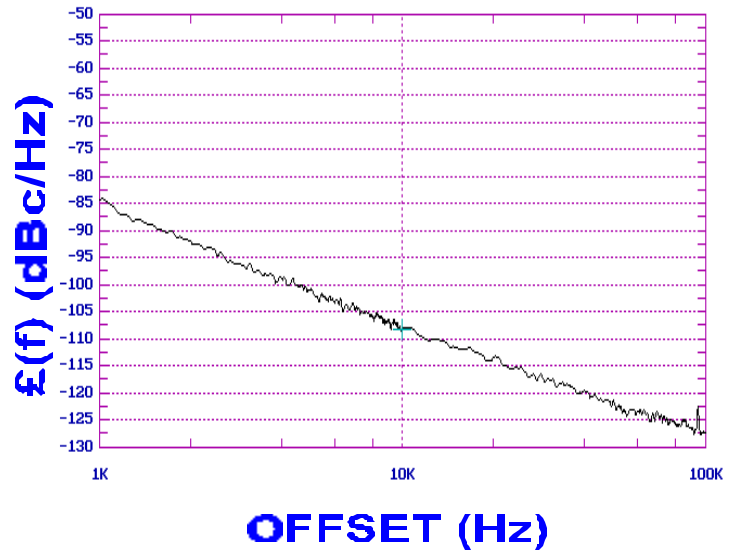


**PHASE NOISE (1 Hz BW, typical)**



**FEATURES**

- Frequency Range: 400 - 800 MHz
- Tuning Voltage: 0-12 Vdc
- MINI-14S - Style Package

**APPLICATIONS**

- Mobile Communications
- Satellite Modems
- Downconverters

**PERFORMANCE SPECIFICATIONS**

	VALUE	UNITS
Oscillation Frequency Range	400 - 800	MHz
Phase Noise @ 10 kHz offset (1 Hz BW, typ.)	-104	dBc/Hz
Harmonic Suppression (2nd, typ.)	-3	dBc
Tuning Voltage	0-12	Vdc
Tuning Sensitivity (avg.)	47	MHz/V
Power Output	6.5±5.5	dBm
Load Impedance	50	$\Omega$
Input Capacitance (max.)	200	pF
Pushing	<6	MHz/V
Pulling (14 dB Return Loss, Any Phase)	<2	MHz
Operating Temperature Range	-10 to 70	$^{\circ}\text{C}$
Package Style	MINI-14S	

**POWER SUPPLY REQUIREMENTS**

Supply Voltage ( $V_{cc}$ , nom.)	5	Vdc
Supply Current ( $I_{cc}$ , typ.)	17	mA

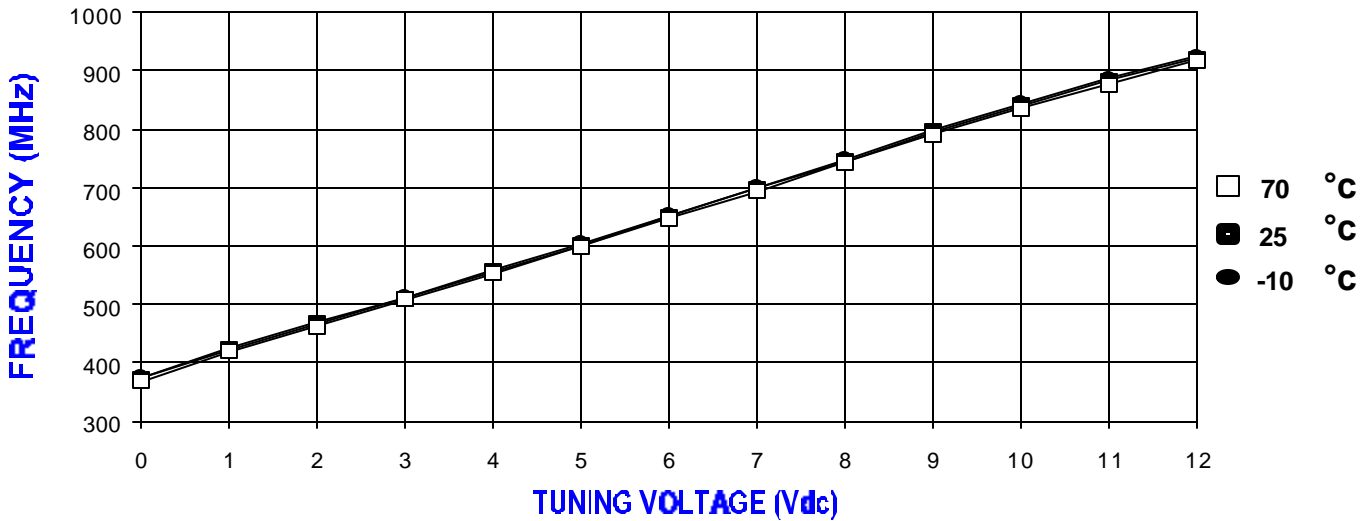
All specifications are typical unless otherwise noted and subject to change without notice.

**APPLICATION NOTES**

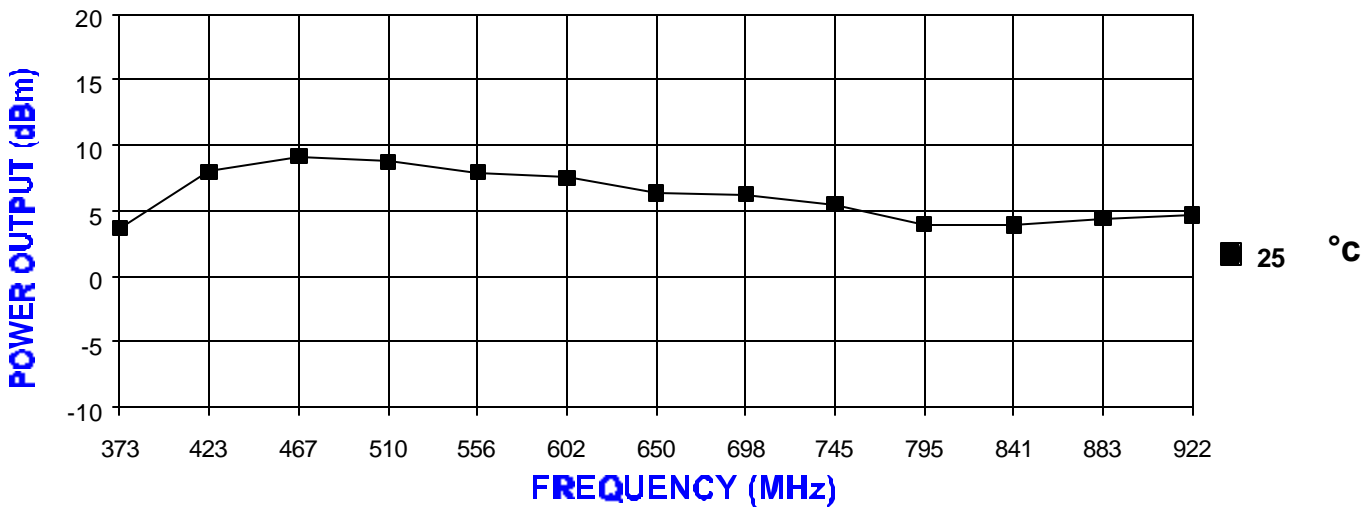
- AN-100/1 : Mounting and Grounding of VCOs
- AN-102 : Proper Output Loading of VCOs
- AN-107 : How to Solder Z-COMM VCOs

**NOTES:**

**TUNING CURVE, typ.**



**POWER CURVE, typ.**



**PHYSICAL DIMENSIONS**

