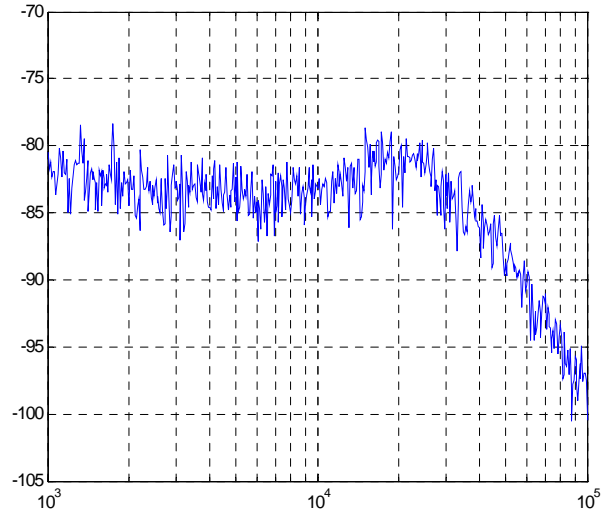


PHASE NOISE (1 Hz BW, typical)

L(f) (dBc/Hz)



OFFSET (Hz)

FEATURES

- Frequency Range: 5220 - 5420 MHz
- Step Size: 1000 KHz
- PLL - Style Package

APPLICATIONS

- HIPERLAN
- Microwave Radios
- Wireless Broadband Access

PERFORMANCE SPECIFICATIONS

PERFORMANCE SPECIFICATIONS	VALUE	UNITS
Frequency Range	5220 - 5420	MHz
Phase Noise @ 10 kHz offset (1 Hz BW, typ.)	-87	dBc/Hz
Harmonic Suppression (2nd, typ.)	-25	dBc
Sideband Spurs (typ.)	-70	dBc
Power Output	2.25±3.25	dBm
Load Impedance	50	Ω
Step Size	1000	KHz
Charge Pump Output Current	5000	μA
Switching Speed (typ., adjacent channel)	1	mSec
Startup Lock Time (typ.)	1	mSec
Operating Temperature Range	-40 to 85	°C
Package Style	PLL	

POWER SUPPLY REQUIREMENTS

Supply Voltage (Vcc, nom.)	5	Vdc
Supply Current (Icc, typ.)	38	mA

All specifications are typical unless otherwise noted and subject to change without notice.

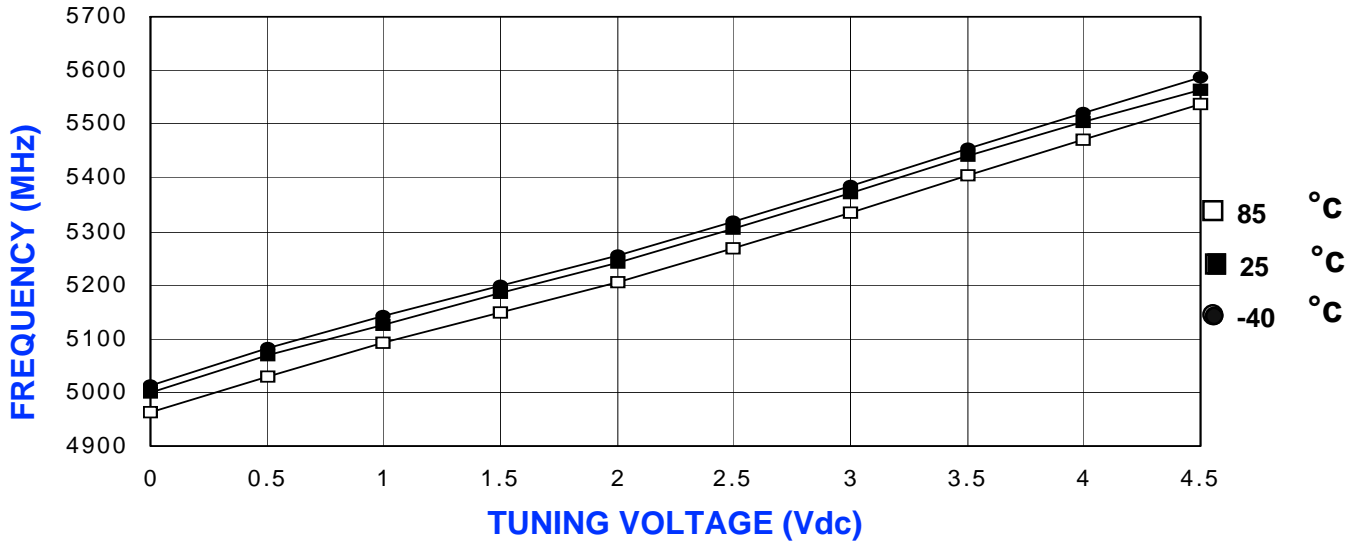
APPLICATION NOTES

- AN-107 : How to Solder Z-COMM VCOs / PLLs
- AN-200 : Mounting and Grounding of Z-COMM PLLs
- AN-201 : PLL Fundamentals AN-202 : PLL Functional Description

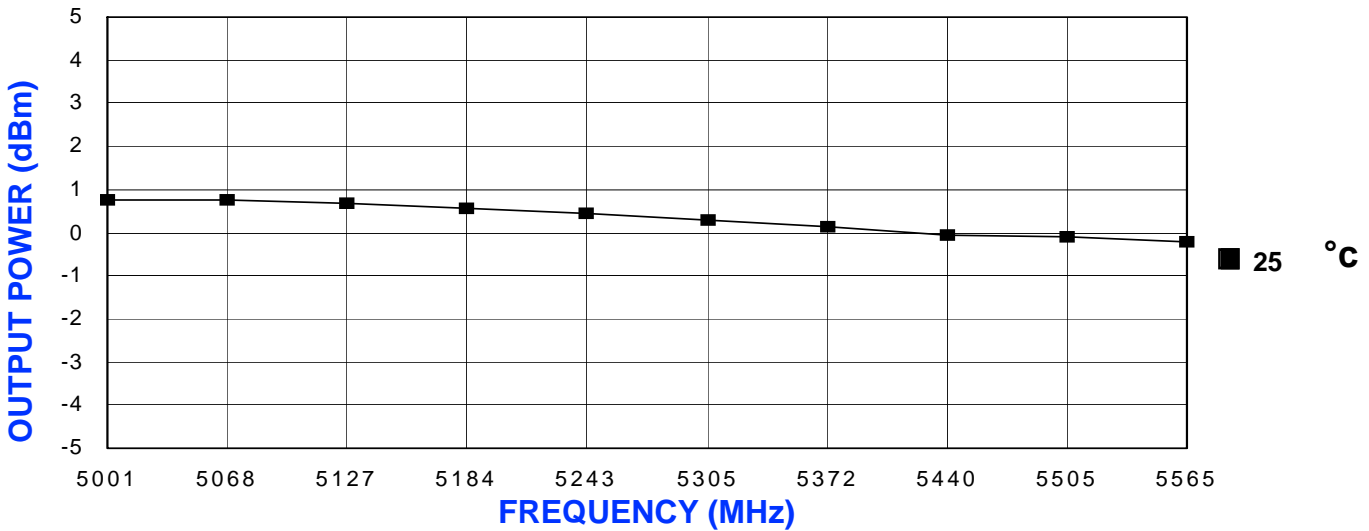
NOTES:

Reference Oscillator Signal: 5 MHz f_{osc} <math><100</math> MHz
 Frequency Synthesizer: Analog Devices - ADF4106

VCO TUNING CURVE, typ.



VCO POWER CURVE, typ.



PHYSICAL DIMENSIONS

