

HIGH SPEED SWITCHING.

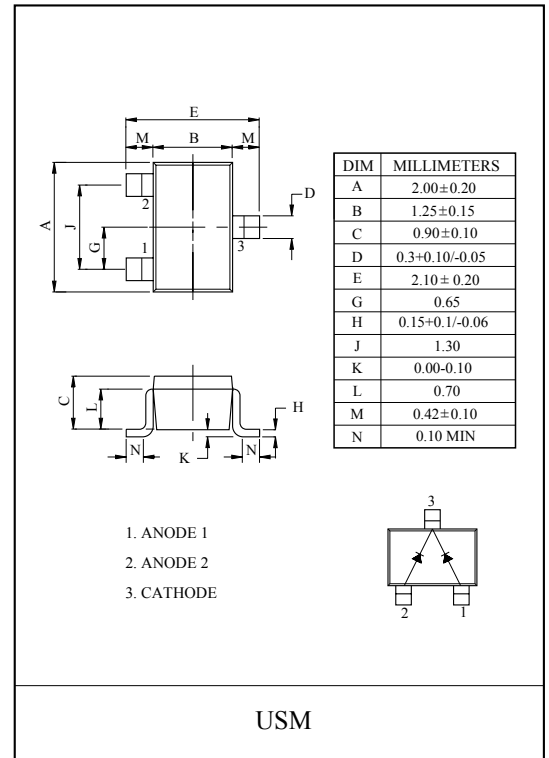
FEATURES

- Low Forward Voltage : $V_F=0.25(\text{Typ.}) @ I_F=5\text{mA}$
- Small Package : USM.

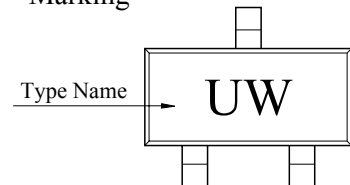
MAXIMUM RATING (Ta=25°C)

| CHARACTERISTIC | SYMBOL | RATING | UNIT |
|--------------------------------|-----------|-----------|------|
| Maximum (Peak) Reverse Voltage | V_{RM} | 15 | V |
| Reverse Voltage | V_R | 10 | V |
| Maximum (Peak) Forward Current | I_{FM} | 100 * | mA |
| Average Forward Current | I_O | 50 * | mA |
| Surge Current (10ms) | I_{FSM} | 1 * | A |
| Power Dissipation | P_D | 100 | mW |
| Junction Temperature | T_j | 125 | °C |
| Storage Temperature Range | T_{stg} | -55 ~ 125 | °C |
| Operating Temperature Range | T_{opr} | -40 ~ 100 | °C |

* : Unit Rating. Total Rating=Unit Rating × 1.5



Marking

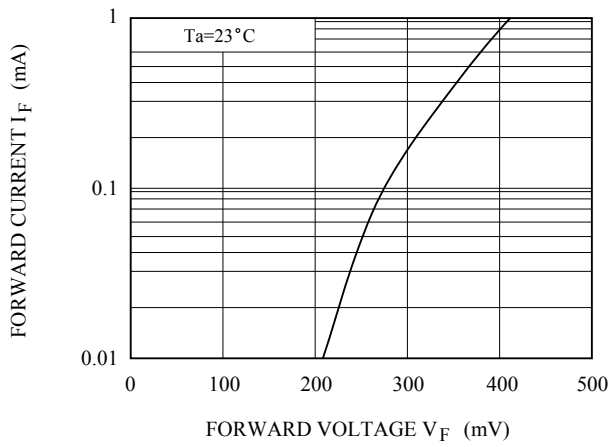


ELECTRICAL CHARACTERISTICS (Ta=25°C)

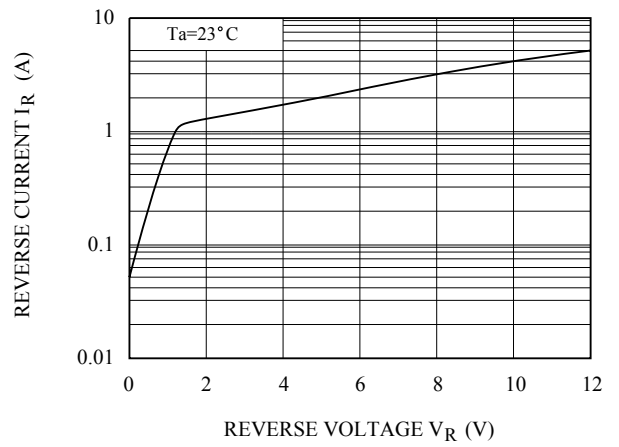
| CHARACTERISTIC | SYMBOL | TEST CONDITION | MIN. | TYP. | MAX. | UNIT |
|-------------------|------------|--------------------------------|------|------|------|------|
| Forward Voltage | $V_{F(1)}$ | $I_F=1\text{mA}$ | - | 0.21 | - | V |
| | $V_{F(2)}$ | $I_F=5\text{mA}$ | - | 0.25 | 0.30 | |
| | $V_{F(3)}$ | $I_F=50\text{mA}$ | - | 0.35 | 0.50 | |
| Reverse Current | I_R | $V_R=10\text{V}$ | - | - | 20 | μA |
| Total Capacitance | C_T | $V_R=0\text{V}, f=1\text{MHz}$ | - | 13 | 40 | pF |

KDR331

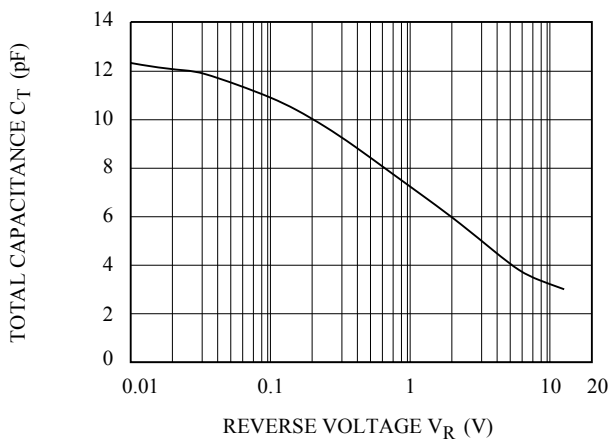
$I_F - V_F$



$I_R - V_R$



$C_T - V_R$



$P - T_a$

