CIT RELAY & SWITCH
A Division of Circuit Interruption Technology, Inc.

CR1102V

SPECIFICATIONS

Electrical Ratings	50mA @ 48VDC
Electrical Life	100,000 cycles typical
Contact Resistance	< 50 mΩ initial
Actuation Force	100 +/- 50gF 130 +/- 30gF 160 +/- 30gF 260 +/- 50gF
Actuator Travel	.25 +/- .1mm
Dielectric Strength	1000Vrms min
Insulation Resistance	> 100MΩ min
Operating Temperature Storage Temperature	-40°C to 85°C -40°C to 85°C
Standard Packaging	1000pcs (ammo pack)

MATERIALS ←RoHS COMPLIANT

Actuator	6/6 Nylon
Housing	PBT
Cover	Steel, Tin Plated
Contacts	Phosphor Bronze, Silver Plated
Terminals	Brass, Silver Plated

ORDERING INFORMATION

1. Series: CR1102V	**CR1102V**	**8.35**
2. Actuator Length "L" (mm): 3.15 3.85 5.85 6.35 6.85 8.35 9.85 10.35 10.85 11.85 13.35 13.85 15.85		
3. Actuation Force: F100 = 100gF F160 = 160gF F260 = 260gF		

Part Number	"L" (mm)	Part Number	"L" (mm)
CR1102V3.15	3.15	CR1102V10.35	10.35
CR1102V3.85	3.85	CR1102V10.85	10.85
CR1102V5.85	5.85	CR1102V11.85	11.85
CR1102V6.35	6.35	CR1102V13.35	13.35
CR1102V6.85	6.85	CR1102V13.85	13.85
CR1102V8.35	8.35	CR1102V15.85	15.85
CR1102V9.85	9.85		

PC LAYOUT, SCHEMATIC, & DIMENSIONS

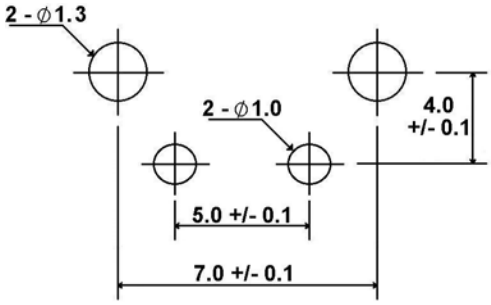

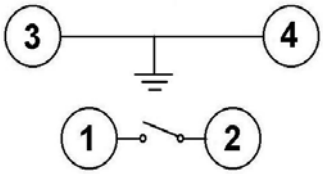

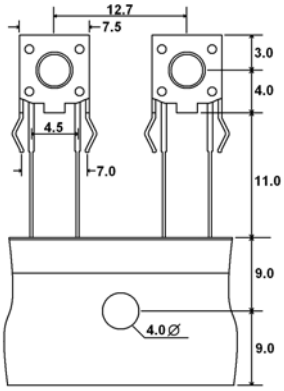

Website: www.citswitch.com

Tel: 763-535-2339 Fax: 763-535-2194