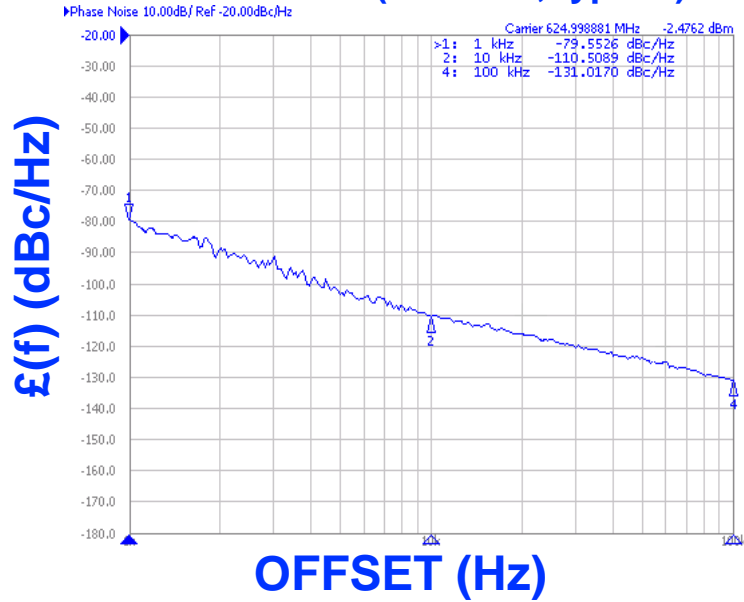




PHASE NOISE (1 Hz BW, typical)



FEATURES
• Frequency Range: 575 - 675 MHz
• Tuning Voltage: 0.5-4.5 Vdc
• MINI-14S-L - Style Package

APPLICATIONS
• Wireless Radios
• Basestations
•

PERFORMANCE SPECIFICATIONS	VALUE	UNITS
Oscillation Frequency Range	575 - 675	MHz
Phase Noise @ 10 kHz offset (1 Hz BW, typ.)	-110	dBc/Hz
Harmonic Suppression (2nd, typ.)	-10	dBc
Tuning Voltage	0.5-4.5	Vdc
Tuning Sensitivity (avg.)	49	MHz/V
Power Output	3±2	dBm
Load Impedance	50	Ω
Input Capacitance (max.)	150	pF
Pushing	<2	MHz/V
Pulling (14dB Return Loss, Any Phase)	<0.5	MHz
Operating Temperature Range	-40 to 85	°C
Package Style	MINI-14S-L	

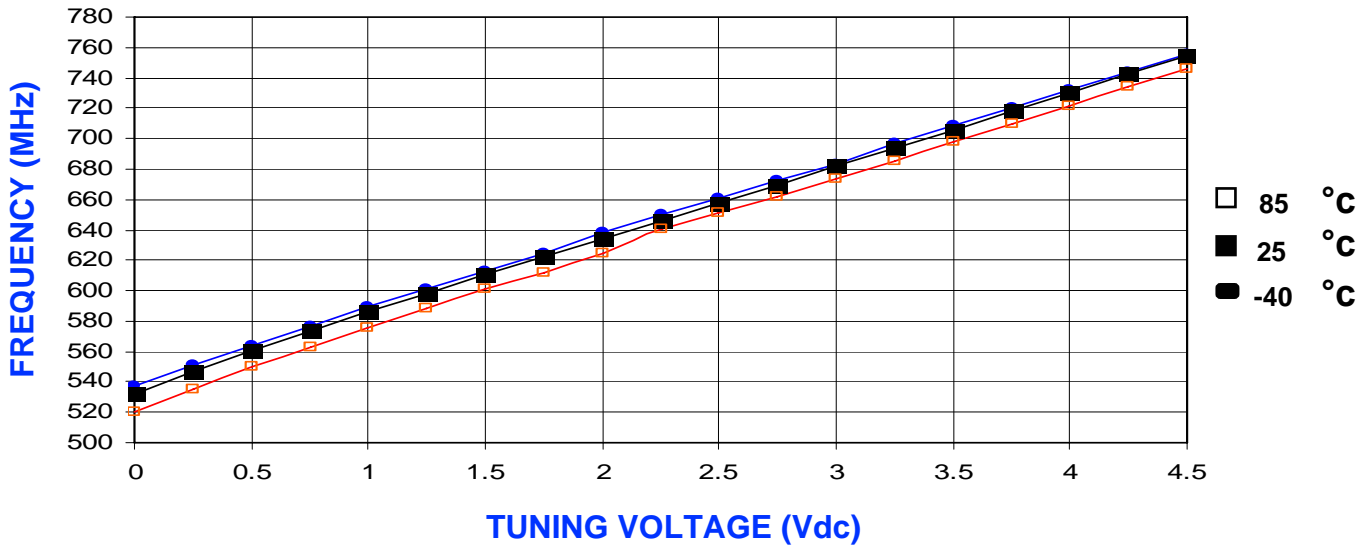
POWER SUPPLY REQUIREMENTS	VALUE	UNITS
Supply Voltage (Vcc, nom.)	5	Vdc
Supply Current (Icc, typ.)	24	mA

All specifications are typical unless otherwise noted and subject to change without notice.

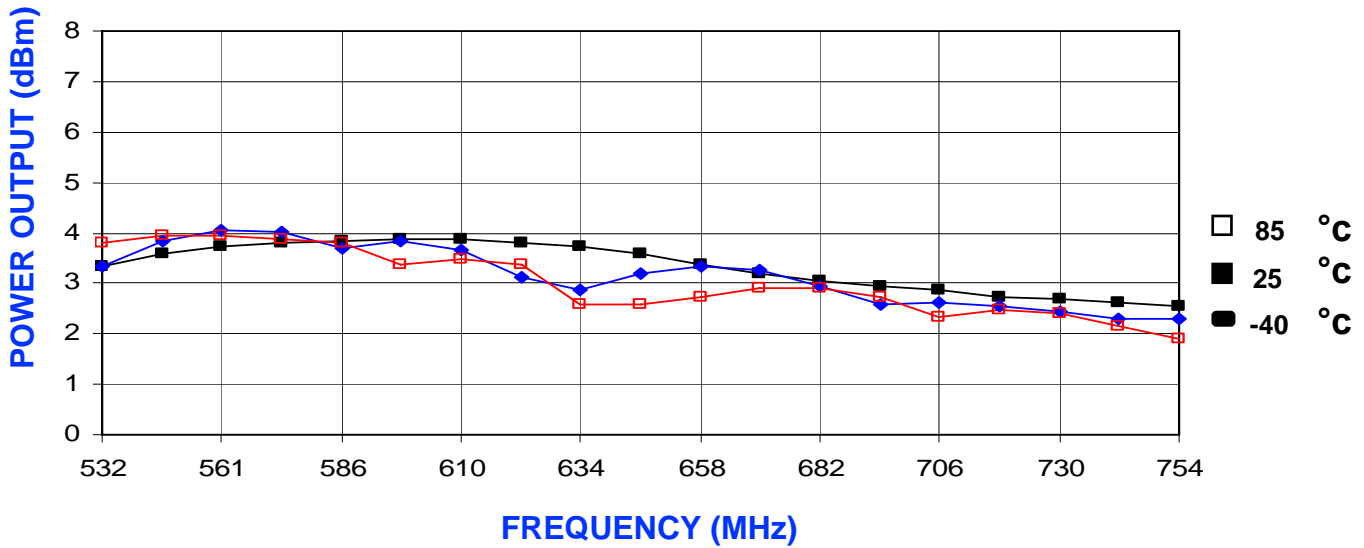
APPLICATION NOTES
• AN-100/1 : Mounting and Grounding of VCOs
• AN-102 : Proper Output Loading of VCOs
• AN-107 : How to Solder Z-COMM VCOs

NOTES:
 Phase Noise @ 100 kHz offset (1 Hz BW, max.): -130 dBc/Hz

TUNING CURVE, typ.



POWER CURVE, typ.



PHYSICAL DIMENSIONS

