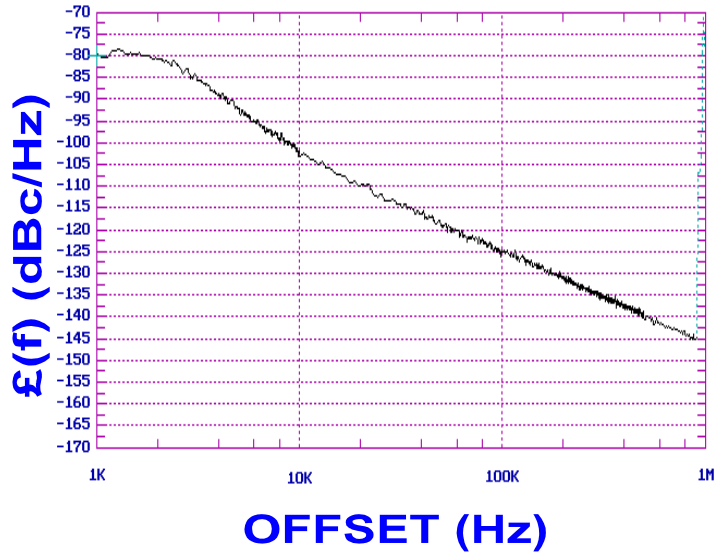




**PHASE NOISE (1 Hz BW, typical)**



FEATURES	
• Frequency Range:	200 - 230 MHz
• Step Size:	100 KHz
• PLL - Style Package	
APPLICATIONS	
• Telecommunications	
• Satellite	
• Telemetry	

PERFORMANCE SPECIFICATIONS	VALUE	UNITS
Frequency Range	200 - 230	MHz
Phase Noise @ 10 kHz offset (1 Hz BW, typ.)	-105	dBc/Hz
Harmonic Suppression (2nd, typ.)	-10	dBc
Sideband Spurs (typ.)	-65	dBc
Power Output	4±3	dBm
Load Impedance	50	Ω
Step Size	100	KHz
Charge Pump Output Current	1000	μA
Switching Speed (typ., adjacent channel)	1	mSec
Startup Lock Time (typ.)	5	mSec
Operating Temperature Range	-40 to +85	°C
Package Style	PLL	
POWER SUPPLY REQUIREMENTS		
Supply Voltage (Vcc, nom.)	5	Vdc
Supply Current (Icc, typ.)	20	mA

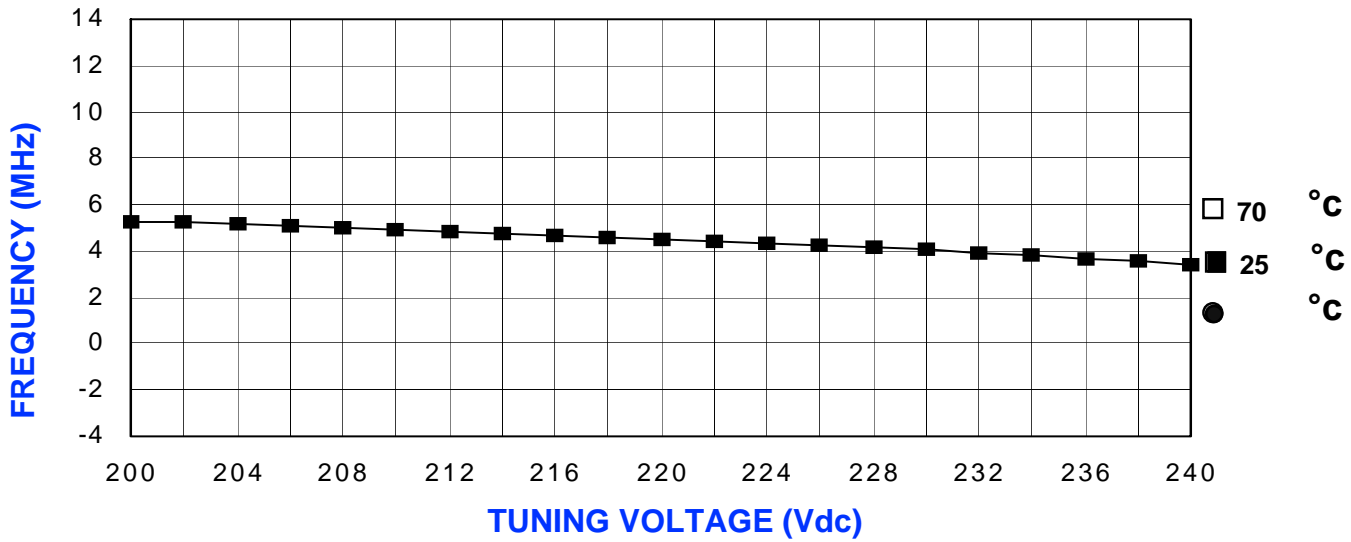
All specifications are typical unless otherwise noted and subject to change without notice.

APPLICATION NOTES	
• AN-107 : How to Solder Z-COMM VCOs / PLLs	
• AN-200 : Mounting and Grounding of Z-COMM PLLs	
• AN-201 : PLL Fundamentals	AN-202 : PLL Functional Description


**NOTES:**

Reference Oscillator Signal:  $5 \text{ MHz} < f_{osc} < 40 \text{ MHz}$  Prescaler: 8  
 Frequency Synthesizer: National Semiconductor - LMX2306

VCO TUNING CURVE, typ.



VCO POWER CURVE, typ.



PHYSICAL DIMENSIONS

