



Micro Commercial Components

Micro Commercial Components  
 20736 Marilla Street Chatsworth  
 CA 91311  
 Phone: (818) 701-4933  
 Fax: (818) 701-4939

## Features

- Glass passivated chip
- Super fast switching time for high efficiency
- Low reverse leakage current
- High surge capacity
- Case Material: Molded Plastic. UL Flammability Classification Rating 94V-0

## Maximum Ratings

- Operating Temperature: - 55°C to +155°C
- Storage Temperature: - 55°C to +155°C

MCC Catalog Number	Device Marking	Maximum Recurrent Peak Reverse Voltage	Maximum RMS Voltage	Maximum DC Blocking Voltage
MUR1605	MUR1605	50V	35V	50V
MUR1610	MUR1610	100V	70V	100V
MUR1620	MUR1620	200V	140V	200V
MUR1630	MUR1630	300V	210V	300V
MUR1640	MUR1640	400V	280V	400V

## Electrical Characteristics @ 25°C Unless Otherwise Specified

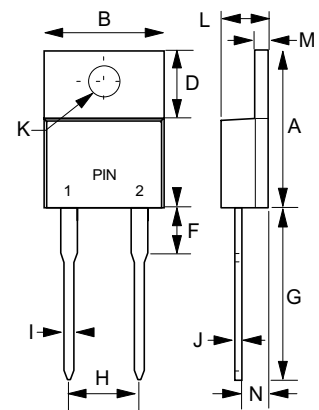
Average Forward Current	$I_{F(AV)}$	16.0A	$T_C = 110^\circ\text{C}$
Peak Forward Surge Current	$I_{FSM}$	250A	8.3ms, half sine
Maximum Forward Voltage Drop Per Element 1605-1630 1640-1650 1660	$V_F$	0.975V 1.3V 1.5V	$I_{FM} = 16A$ $T_J = 25^\circ\text{C}$
Maximum DC Reverse Current At Rated DC Blocking Voltage	$I_R$	10uA 250uA	$T_J = 25^\circ\text{C}$ $T_J = 100^\circ\text{C}$
Maximum Reverse Recovery Time 1505-1530 1540-1560	$T_{rr}$	35ns 60ns	$I_F=0.5A, I_r=1.0A,$ $I_{rr}=0.25A$
Typical Junction Capacitance	$C_J$	65pF	Measured at 1.0MHz, $V_R=4.0V$

\*Pulse Test: Pulse Width 300µsec, Duty Cycle 2%

# MUR1605 THRU MUR1660

## 16 Amp Super Fast Glass Passivated Rectifier 50 to 600 Volts

## TO-220AC



DIM	INCHES		MM		NOTE
	MIN	MAX	MIN	MAX	
A	0.587	0.594	14.90	15.10	
B	-----	0.412	-----	10.50	
D	0.23	0.27	5.84	6.86	
F	0.14	0.16	3.56	4.06	
G	0.53	0.56	13.46	14.22	
H	0.195	0.205	4.95	5.20	
I	0.027	0.037	0.68	0.94	
J	0.014	0.025	0.35	0.64	
K	0.148	0.154	3.74	3.91	∅
L	0.175	0.185	4.44	4.70	
M	0.045	0.055	1.14	1.40	
N	0.10	0.11	0.35	0.64	

FIG.1 - FORWARD CURRENT DERATING CURVE

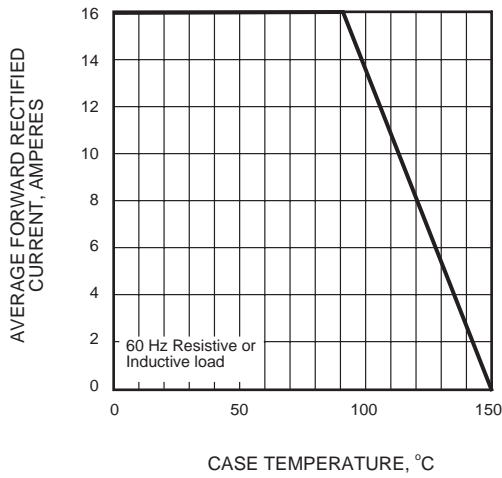


FIG.2 - MAXIMUM NON-REPETITIVE PEAK FORWARD SURGE CURRENT

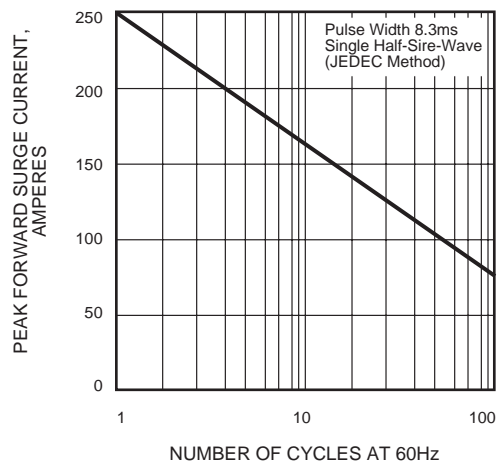


FIG.3 - TYPICAL INSTANTANEOUS FORWARD CHARACTERISTICS

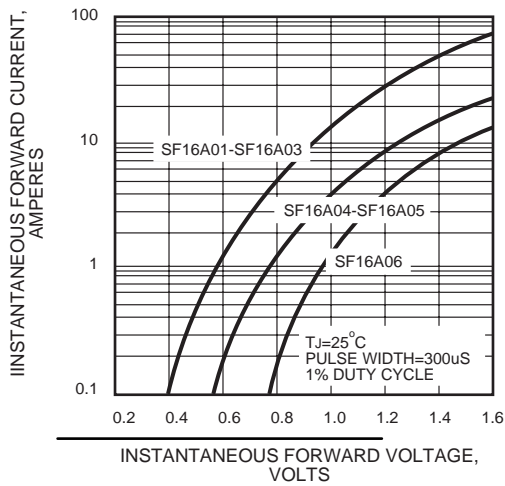


FIG.4 - TYPICAL REVERSE CHARACTERISTICS

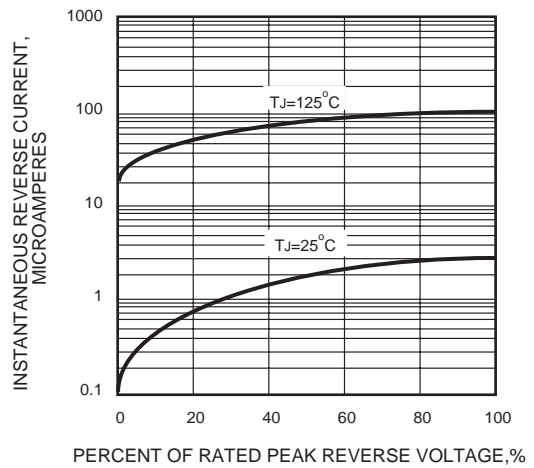
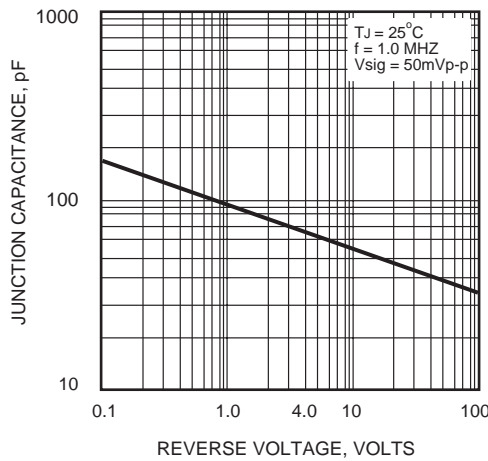


FIG.5 - TYPICAL JUNCTION CAPACITANCE





Micro Commercial Components

**\*\*\*IMPORTANT NOTICE\*\*\***

*Micro Commercial Components Corp.* reserves the right to make changes without further notice to any product herein to make corrections, modifications, enhancements, improvements, or other changes. *Micro Commercial Components Corp.* does not assume any liability arising out of the application or use of any product described herein; neither does it convey any license under its patent rights, nor the rights of others. The user of products in such applications shall assume all risks of such use and will agree to hold *Micro Commercial Components Corp.* and all the companies whose products are represented on our website, harmless against all damages.

**\*\*\*APPLICATIONS DISCLAIMER\*\*\***

Products offer by *Micro Commercial Components Corp.* are not intended for use in Medical, Aerospace or Military Applications.