



DB-915-12W

12W / 12V / 875-915 MHz PA using 1x PD55015S

The *LdmosST* FAMILY

PRELIMINARY DATA


N-CHANNEL ENHANCEMENT-MODE LATERAL MOSFETs

- EXCELLENT THERMAL STABILITY
- COMMON SOURCE CONFIGURATION
- $P_{OUT} = 12\text{ W}$ min. with 12 dB gain over 875 - 915 MHz
- 10:1 LOAD VSWR CAPABILITY
- BeO FREE AMPLIFIER.

DESCRIPTION

The DB-915-12W is a common source N-Channel enhancement-mode lateral Field-Effect RF power amplifier designed as booster for GSM-R applications.

The DB-915-12W is designed in cooperation with Européenne de Télécommunications S.A (www.etsa.fr), for high gain and broadband performance operating in common source mode at 12 V, capable of withstanding load mismatch up to 10:1 all phases and with harmonics lower than 30 dBc.



ORDER CODE
DB-915-12W

MECHANICAL SPECIFICATION

L=60 mm W=30 mm H=10 mm

ABSOLUTE MAXIMUM RATINGS ($T_{CASE} = 25\text{ }^{\circ}\text{C}$)

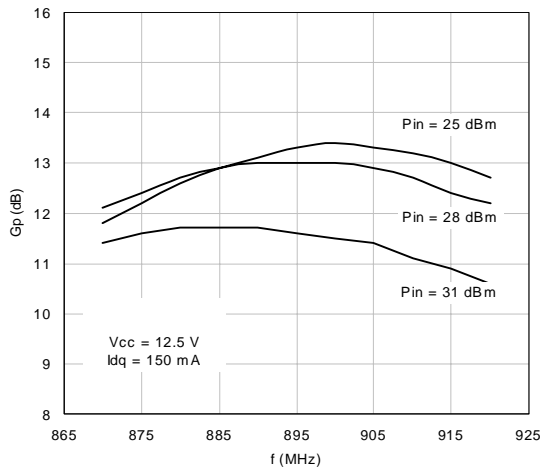
Symbol	Parameter	Value	Unit
V_{DD}	Supply voltage	18	V
I_D	Drain Current	4.5	A
P_{DISS}	Power Dissipation at $T_{CASE} = +85\text{ }^{\circ}\text{C}$	67	W
T_{CASE}	Operating Case Temperature	-20 to +85	$^{\circ}\text{C}$
T_{amb}	Max. Ambient Temperature	+55	$^{\circ}\text{C}$

DB-915-12W**ELECTRICAL SPECIFICATION (T_{amb} = +25 °C, V_{dd} = 26 V, I_{dq} = 150 mA)**

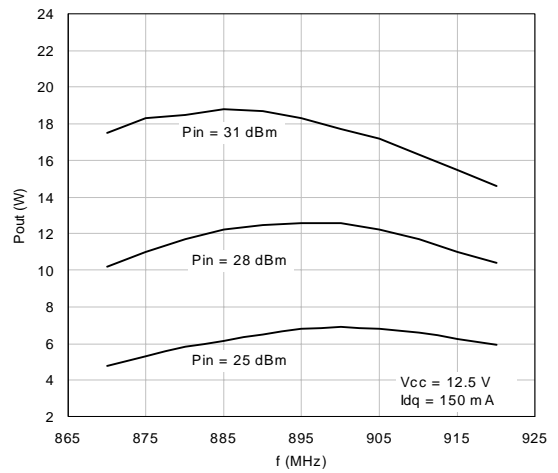
Symbol	Test Conditions	Min.	Typ.	Max.	Unit
FREQ.	Frequency Range	875		915	MHz
Gain	P _{OUT} = 12 W	11	12		dB
P _{1dB}	Over frequency range: 875 - 915 MHz		12		W
Flatness	Over frequency range and @ P _{OUT} = 12 W			+/- 0.5	dB
Flatness	P _{OUT} from 0.1 W to 60 W			1	dB
ND at P _{1dB}	P _{1dB}	45	50		%
IRTL	Input return Loss P _{OUT} from 0.1 W to 12W			-6	dB
Harmonic	P _{OUT} = 12 W			-30	dBc
VSWR	Load Mismatch all phases @ P _{OUT} = 12 W	10:1			
Spurious	10:1 VSWR all phases and P _{OUT} from 0.1 to 12 W			-76	dBc
IMD ₃	P _{OUT} = 12 WPEP			-25	dBc

TYPICAL PERFORMANCE

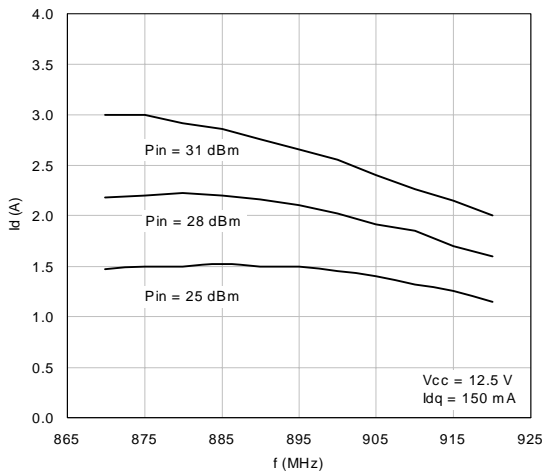
Power Gain vs. Frequency



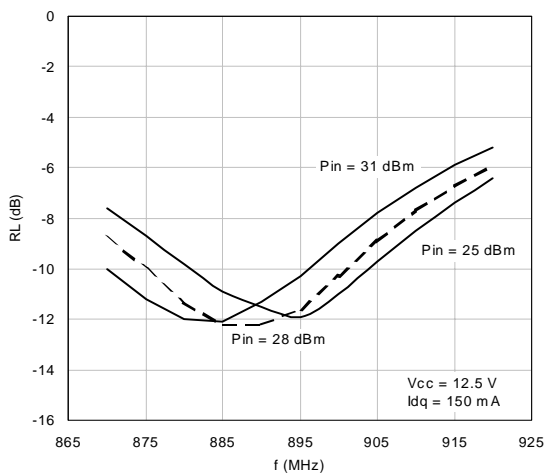
Output Power vs. Frequency



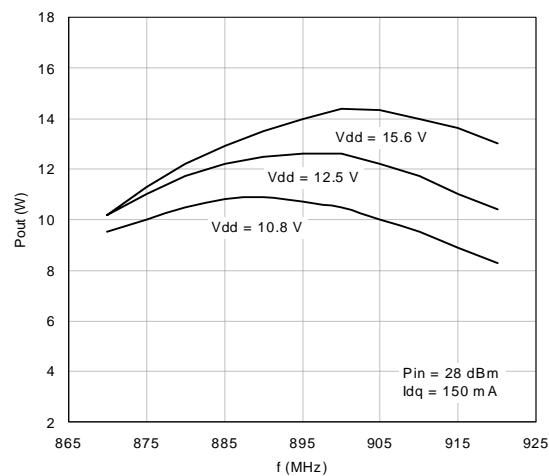
Drain Current vs. Frequency



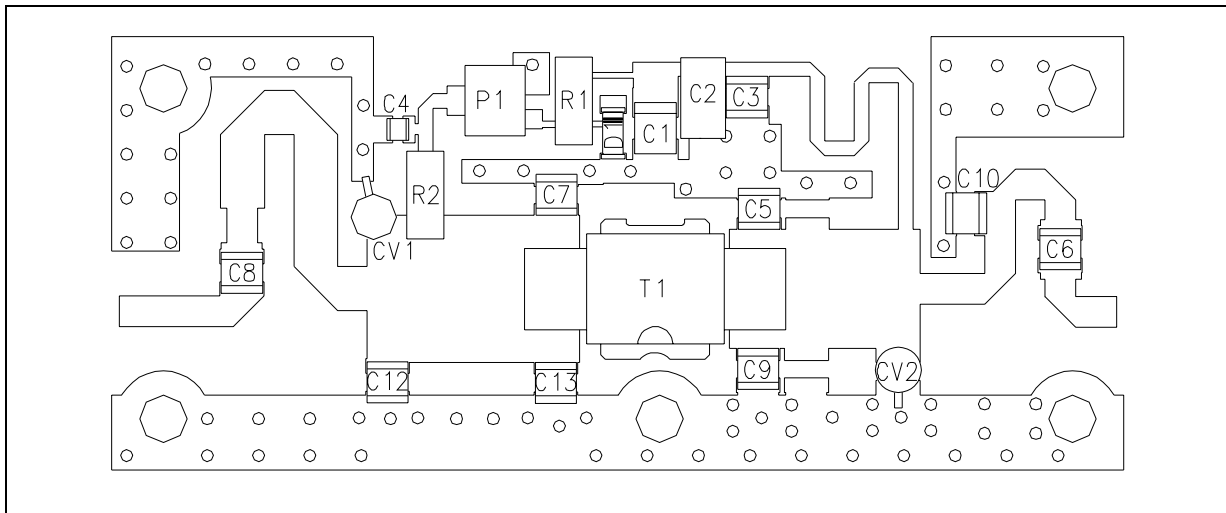
Input Return Loss vs. Frequency



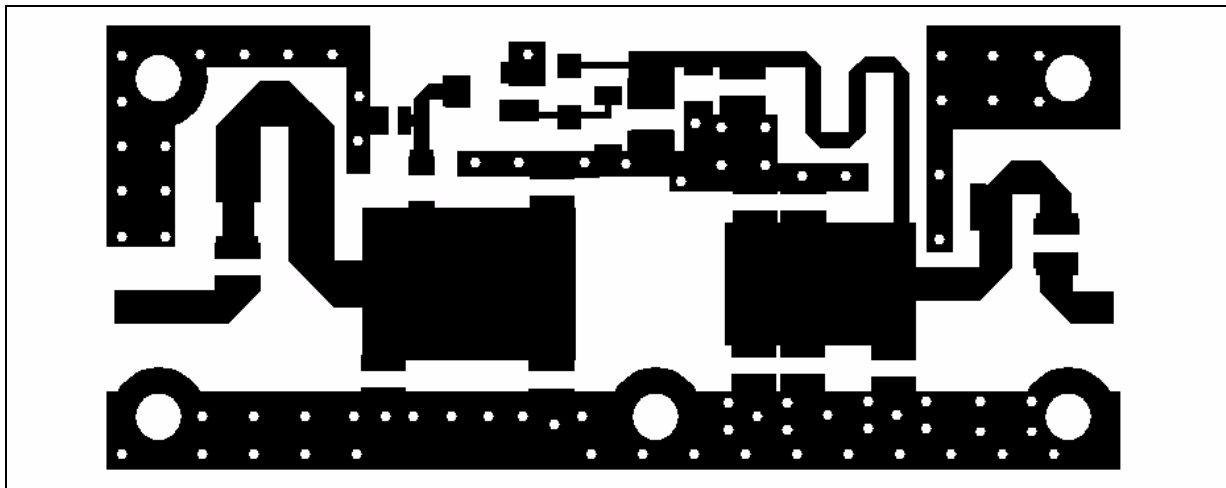
Output Power vs. Frequency



TEST FIXTURE COMPONENT LAYOUT



TEST CIRCUIT PHOTOMASTER



TEST CIRCUIT COMPONENT PART LIST

Ref.	Value	Ref. Manufacturer	Manufacturer
1	RF Power Amplifier Circuit	PCIR501003	ETSA
CV1, CV2	Trim capacitor HQ 0.6-4.5pF 500V	AT27273	TECK
C4	Chip Capacitor HQ 0603 100pF TA 5% 50V	500-CHA-101-JVLE	TEKELEC
C10	Chip Capacitor HQ 5.6pF TB +/- 0.25pF 500V	501-CHB-3R3-CVLE	TEKELEC
C12	Chip Capacitor HQ 4.7pF TB +/- 0.25pF 500V	501-CHB-8R2-CVLE	TEKELEC
C5, C7, C9 C13	Chip Capacitor HQ 10pF TB 5% 500V	501-CHB-100-JVLE	TEKELEC
C6, C8	Chip Capacitor HQ 47pF TB 5% 500V	501-CHB-470-JVLE	TEKELEC
C3	Chip Capacitor HQ 100pF TB 5% 500V	501-CHB-101-JVLE	TEKELEC
C2	Capacitor 1206 100nF 63V X7R 10%	VJ1206Y104KXAT/630	VISHAY
C1	Capacitor CMS tantale 1µF 20% 35V	293D105X9035B	Vishay-Sprague
R1	Resistor CMS 4,7K 1206 1/4W 5%	27597	BOURNS
R2	Resistor CMS 10K 1206 1/4W 5%	27605	BOURNS
P1	Trim resistor CMS cermet 3224W 10K	3224W-103	BOURNS
D1	Zener Diode 5.1V 500mW SOD80	BZV55C5V1	OMNITECH
T1	RF LDMOS Transistor 12V 15W	PD55015S	STMicroelectronics
BOARD	TEFLON-GLASS Er = 2.55, THK = 0.762mm, COPPER FLANGE 2 mm THICKNESS	MX3-30-C1/10C	METCLAD

Information furnished is believed to be accurate and reliable. However, STMicroelectronics assumes no responsibility for the consequences of use of such information nor for any infringement of patents or other rights of third parties which may result from its use. No license is granted by implication or otherwise under any patent or patent rights of STMicroelectronics. Specifications mentioned in this publication are subject to change without notice. This publication supersedes and replaces all information previously supplied. STMicroelectronics products are not authorized for use as critical components in life support devices or systems without express written approval of STMicroelectronics.

The ST logo is registered trademark of STMicroelectronics
© 2002 STMicroelectronics - All Rights Reserved

All other names are the property of their respective owners.

STMicroelectronics GROUP OF COMPANIES
Australia - Brazil - Canada - China - Finland - France - Germany - Hong Kong - India - Israel - Italy - Japan -
Malaysia - Malta - Morocco - Singapore - Spain - Sweden - Switzerland - United Kingdom - U.S.A.

<http://www.st.com>