

# TLN233

## Infrared LED for Space-Optical-Transmission

Unit: mm

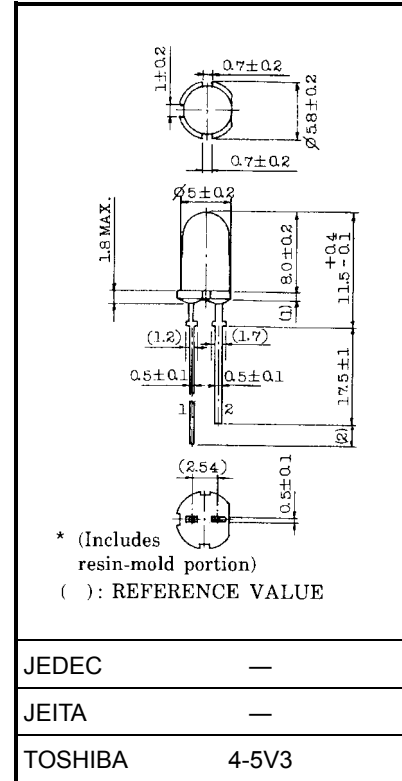
- High radiant intensity: 80 mW/sr (typ.) at  $I_F = 50$  mA
- Half-angle value:  $\theta_{1/2} = \pm 13^\circ$  (typ.)
- A light source for remote control
- Wireless AV-signal transmission purpose
- High speed data transmission purpose

### Maximum Ratings (Ta = 25°C)

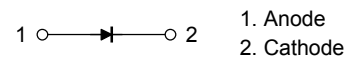
Characteristics	Symbol	Rating	Unit
Forward current	$I_F$	100	mA
Pulse forward current	$I_{FP}$	1000 (Note 1)	mA
Power dissipation	$P_D$	200	mW
Reverse voltage	$V_R$	4	V
Operating temperature range	$T_{opr}$	-25~85	°C
Storage temperature range	$T_{stg}$	-30~100	°C
Soldering temperature (5 s), (Note 2)	$T_{sol}$	260	°C

Note 1:  $f = 100$  kHz, duty = 1%

Note 2: Soldering must be performed under the stopper.



### Pin Connection



## Optical and Electrical Characteristics (Ta = 25°C)

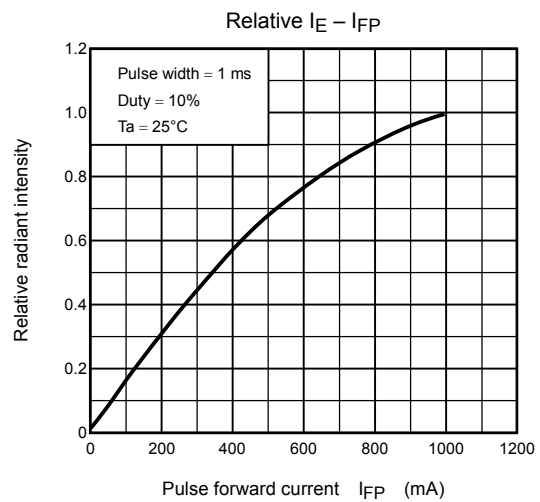
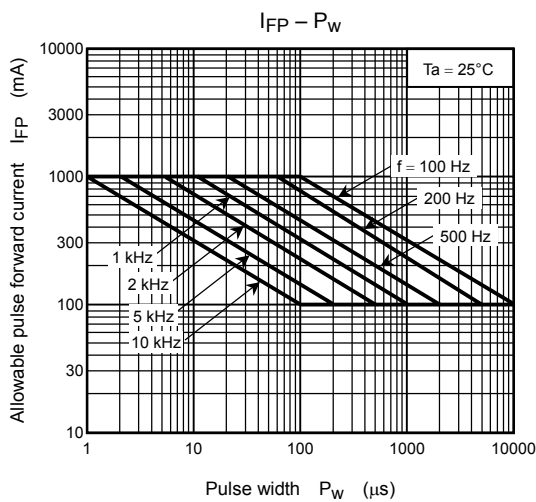
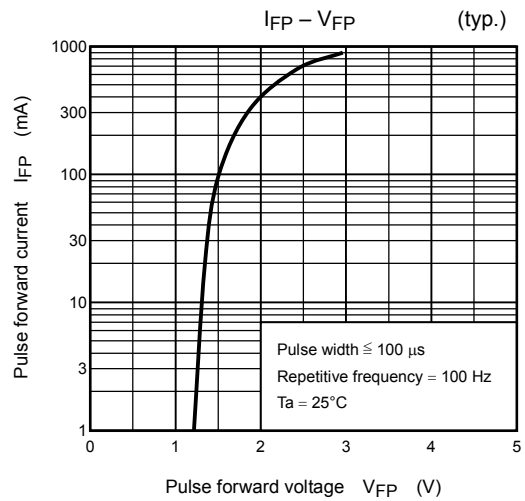
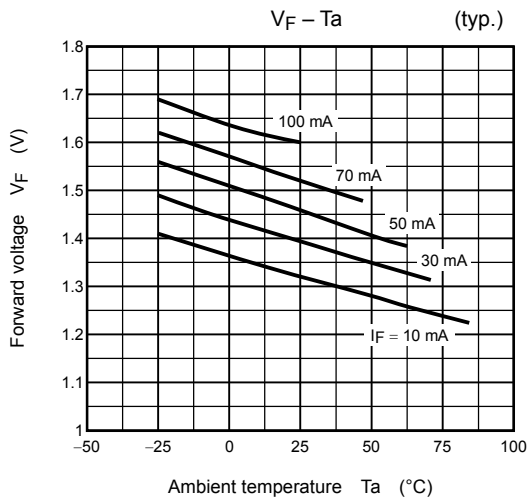
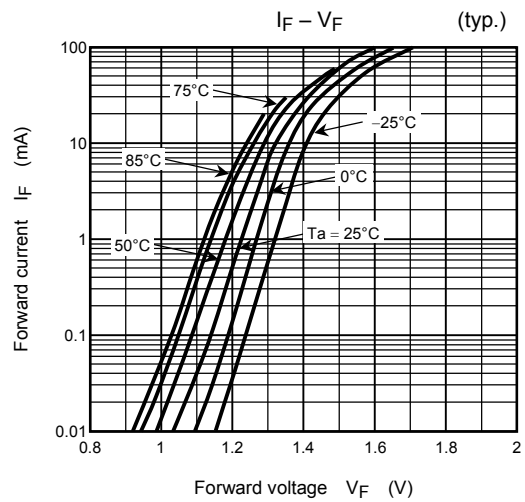
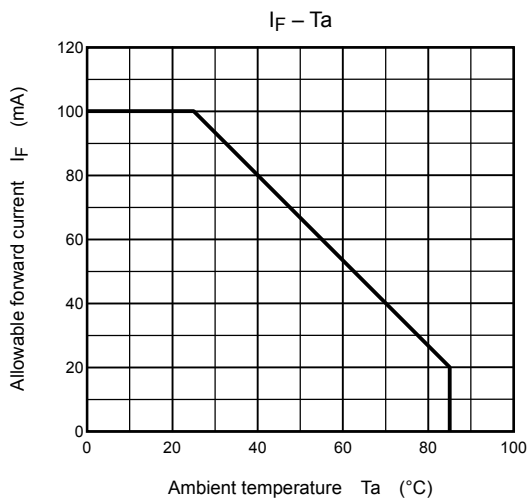
Characteristics	Symbol	Test Condition	Min	Typ.	Max	Unit
Forward voltage	$V_F$	$I_F = 100 \text{ mA}$	—	1.6	2.0	V
Reverse current	$I_R$	$V_R = 4 \text{ V}$	—	—	60	$\mu\text{A}$
Radiant intensity	$I_E$	$I_F = 50 \text{ mA}$	46	80	—	mW/sr
Radiant power	$P_O$	$I_F = 50 \text{ mA}$	—	30	—	mW
Cut-off frequency	$f_c$	$I_F = 50 \text{ mA} + 5 \text{ mA}_{P-P}$ (Note 3)	—	15	—	MHz
Peak emission wavelength	$\lambda_P$	$I_F = 50 \text{ mA}$	—	870	—	nm
Half-angle value	$\theta \frac{1}{2}$	$I_F = 50 \text{ mA}$	—	$\pm 13$	—	°

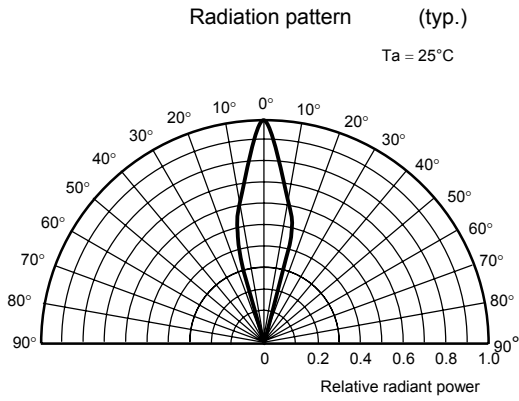
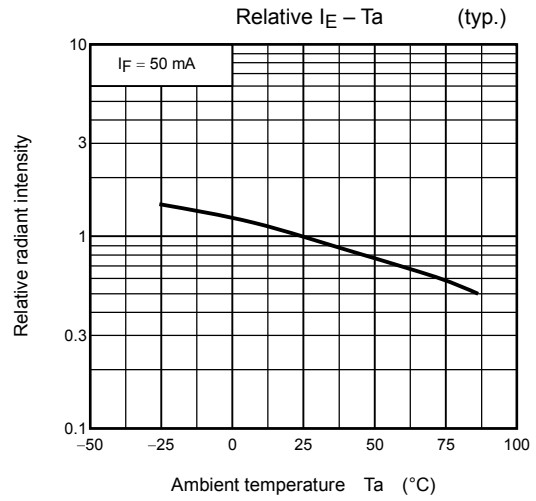
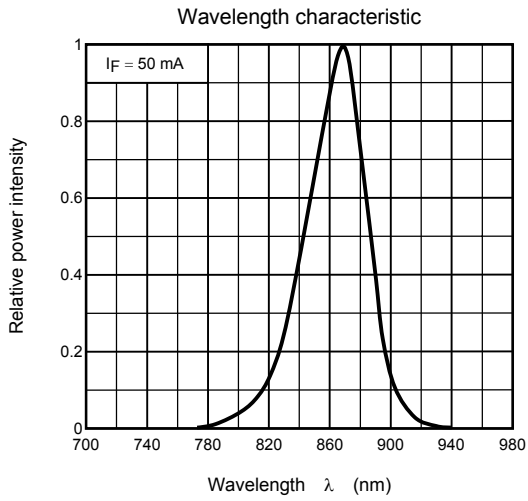
Note 3: Frequency when modulation light power decreases by 3dB from 1 MHz.

## Handling Precautions

- Soldering must be performed under the stopper.
- When forming the leads, bend each lead under the 5 mm of package body. Soldering must be performed after the leads have been formed.
- The radiant intensity decrease over time due to current flowing in the infrared LED. When designing circuits, the device must take into account the change in radiant intensity over time. The change in radiant intensity is equal to the reciprocal of the change in LED infrared optical output.

$$\frac{I_E(t)}{I_E(0)} = \frac{P_O(t)}{P_O(0)}$$





**RESTRICTIONS ON PRODUCT USE**

000707EAC

- TOSHIBA is continually working to improve the quality and reliability of its products. Nevertheless, semiconductor devices in general can malfunction or fail due to their inherent electrical sensitivity and vulnerability to physical stress. It is the responsibility of the buyer, when utilizing TOSHIBA products, to comply with the standards of safety in making a safe design for the entire system, and to avoid situations in which a malfunction or failure of such TOSHIBA products could cause loss of human life, bodily injury or damage to property.  
In developing your designs, please ensure that TOSHIBA products are used within specified operating ranges as set forth in the most recent TOSHIBA products specifications. Also, please keep in mind the precautions and conditions set forth in the "Handling Guide for Semiconductor Devices," or "TOSHIBA Semiconductor Reliability Handbook" etc..
- The TOSHIBA products listed in this document are intended for usage in general electronics applications (computer, personal equipment, office equipment, measuring equipment, industrial robotics, domestic appliances, etc.). These TOSHIBA products are neither intended nor warranted for usage in equipment that requires extraordinarily high quality and/or reliability or a malfunction or failure of which may cause loss of human life or bodily injury ("Unintended Usage"). Unintended Usage include atomic energy control instruments, airplane or spaceship instruments, transportation instruments, traffic signal instruments, combustion control instruments, medical instruments, all types of safety devices, etc.. Unintended Usage of TOSHIBA products listed in this document shall be made at the customer's own risk.
- Gallium arsenide (GaAs) is a substance used in the products described in this document. GaAs dust and fumes are toxic. Do not break, cut or pulverize the product, or use chemicals to dissolve them. When disposing of the products, follow the appropriate regulations. Do not dispose of the products with other industrial waste or with domestic garbage.
- The information contained herein is presented only as a guide for the applications of our products. No responsibility is assumed by TOSHIBA CORPORATION for any infringements of intellectual property or other rights of the third parties which may result from its use. No license is granted by implication or otherwise under any intellectual property or other rights of TOSHIBA CORPORATION or others.
- The information contained herein is subject to change without notice.