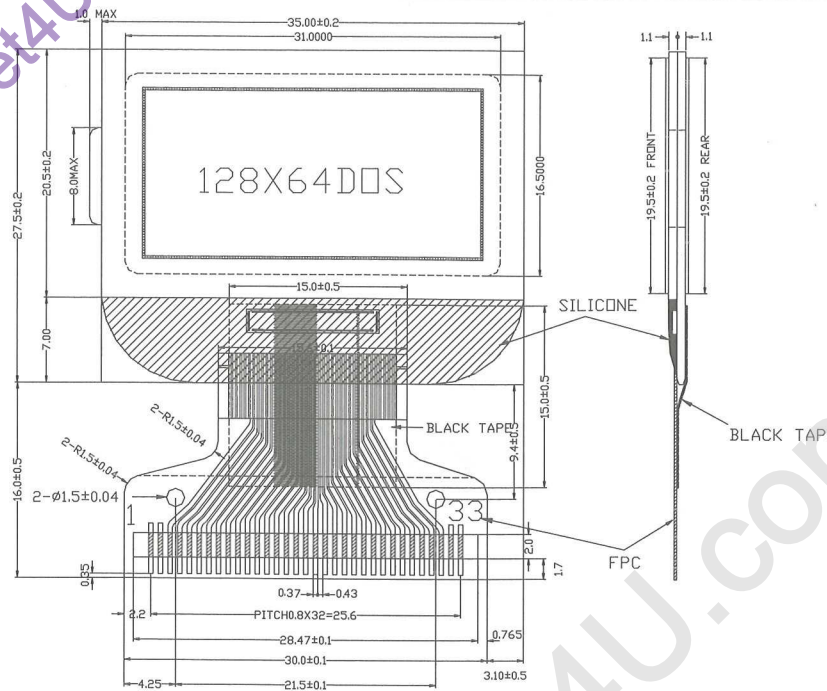
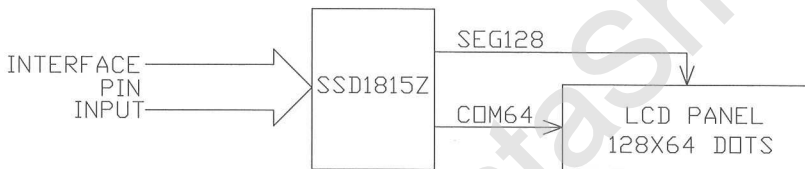


Graphic Type

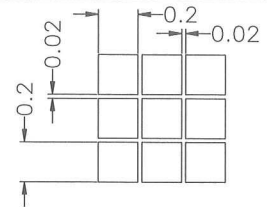
OUTLINE DIMENSION



BLOCK DIAGRAM



DISPLAY PATTERN



MECHANICAL SPECIFICATION

Item	Dimensions (w) X (H)	Unit
Overall Size	35.0 X 27.5	MM
View Area	31.0 X 16.5	MM
Dot Size	0.20 X 0.20	MM
Dot Pitch	0.22 X 0.22	MM

PIN ASSIGNMENT

Pin No.	Symbol	Description
1,2	NC	Not connected
3	VDD	Voltage supply for logic
4	P/S	Parallel or serial select
5	C68/80	6800 or 8080 series select
6	VSS	Ground
7~11	V6~V2	Driving supply voltage
12,13	C2P,C2N	Positive/Negative connection for capacitor 2
14,15	C1N,C1P	Negative/Positive connection for capacitor 1
16	C3N	Negative connection for capacitor 3
17	VEE	Voltage supply for LCD
18	VSS	Ground
19~26	DB7~0	Data bus line
27	E/RD	6800: Read/Write select; 8080: write input
28	R/W	Read/Write select
29	D/C	Data/Command control pin
30	RES	Reset input pin
31	CS1	6800: Series enable pin; 8080: Read signal pin
32,33	NC	No connection

ABSOLUTE MAXIMUM RATING

Item	Symbol	Condition	Min.	Max.	Unit
Supply for logic voltage	VDD	25°C	-0.3	7.0	V
LCD driving supply voltage	VLCD	25°C	-18	0.3	V
Input voltage	VI	25°C	-0.3	VDD+0.3	V

ELECTRICAL CHARACTERISTICS

Item	Symbol	Condition	Value	Units
Supply voltage for logic and for converter voltage	VDD	25°C	3.1+/-0.1	V
Supply voltage for LCD	VLCD	25°C	-9.6+/-0.1	V
Consumption voltage of the whole LCD module	VOUT	25°C	-11.8+/-0.2	V
Input voltage	VI	25°C	300	uA

REMARKS:

- LCD options: STN, FSTN.
- Back light Options: EL Back light feature, other Specs not available on catalog is under request.