


## NON-ISOLATED DC/DC CONVERTERS

3.3 V Input 0.9 V-2.5 V/15 A Output

**bel**  
POWER PRODUCTS

### V7PB-15C Series

- Non-Isolated
- High Efficiency
- High Power Density
- Fixed Frequency (300 kHz)
- Low Cost
- Remote On/Off
- Industry Standard Footprint
- Over Temperature Protection
- Under-voltage Lockout (UVLO)
- OCP/SCP
- Industrial Temperature Range
- Remote Sense
- Active Low/High (option)



### Description

The Bel V7PB-15Cxxx is part of the low cost non-isolated dc/dc converter series. The modules use a SIP package for ease of layout and space savings. The output is closely regulated and the efficiency is typically 93% at 2.5 V output at full load. Typical features include remote on/off, under-voltage lockout, over-current protection and short circuit protection.

### Part Selection

Output Voltage	Input Voltage	Max. Output Current	Max. Output Power	Typical Efficiency	Model Number Active Low	Model Number Active High
2.5 V	3.3 V	15 A	37.5 W	93%	V7PB-15C25L	V7PB-15C25S
1.8 V	3.3 V	15 A	27.0 W	90%	V7PB-15C18L	V7PB-15C18S
1.5 V	3.3 V	15 A	22.5 W	89%	V7PB-15C15L	V7PB-15C15S
1.2 V	3.3 V	15 A	18.0 W	86%	V7PB-15C12L	V7PB-15C12S
0.9 V	3.3 V	15 A	13.5 W	83%	V7PB-15C09L	V7PB-15C09S

**Note:** Add "0" suffix at the end of the model number to indicate "Tube Packaging", and "R" for "Reel Packaging", and "G" for "Tray Packaging".

### Absolute Maximum Ratings

Parameter	Min	Typ	Max	Notes
Input Voltage (continuous)	-0.3 V	-	4 V	
Output Enable Terminal Voltage	-0.3 V	-	6 V	
Ambient Temperature	-40 °C	-	85 °C	
Storage Temperature	-55 °C	-	125 °C	

### Input Specifications

Parameter	Min	Typ	Max	Notes
Input Voltage	3 V	3.3 V	3.6 V	
Input Current (full load)				
Vo=2.5 V	-	-	15 A	
Vo=1.8 V	-	-	11.5 A	
Vo=1.5 V	-	-	9.5 A	
Vo=1.2 V	-	-	8 A	
Vo=0.9 V	-	-	6 A	
Input Current (no load)				
Vo=2.5 V	-	120 mA	200 mA	
Vo=1.8 V	-	140 mA	200 mA	
Vo=1.5 V	-	160 mA	200 mA	
Vo=1.2 V	-	170 mA	200 mA	
Vo=0.9 V	-	180 mA	200 mA	

## NON-ISOLATED DC/DC CONVERTERS

3.3 V Input 0.9 V-2.5 V/15 A Output



### Input Specifications (continued)

Parameter	Min	Typ	Max	Notes
Remote Off Input Current				
Vo=2.5 V	-	12 mA	20 mA	
Vo=1.8 V	-	12 mA	20 mA	
Vo=1.5 V	-	17 mA	20 mA	
Vo=1.2 V	-	15 mA	20 mA	
Vo=0.9 V	-	15 mA	20 mA	
Input Reflected Ripple Current (pk-pk)				
Vo=2.5 V	-	80 mA	120 mA	Tested with simulated source impedance of 500nH and two 270uF/16V (P/N: 16SP270M SANYO) Oscon Capacitors at the input
Vo=1.8 V	-	110 mA	160 mA	
Vo=1.5 V	-	130 mA	180 mA	
Vo=1.2 V	-	100 mA	150 mA	
Vo=0.9 V	-	85 mA	135 mA	
Input Reflected Ripple Current (rms)				
Vo=2.5 V	-	25 mA	40 mA	
Vo=1.8 V	-	30 mA	50 mA	
Vo=1.5 V	-	40 mA	60 mA	
Vo=1.2 V	-	30 mA	50 mA	
Vo=0.9 V	-	25 mA	40 mA	
I <sup>2</sup> t Inrush Current Transient				
Vo=2.5 V	-	0.02 A <sup>2</sup> s	0.04 A <sup>2</sup> s	
Vo=1.8 V	-	0.015 A <sup>2</sup> s	0.03 A <sup>2</sup> s	
Vo=1.5 V	-	0.01 A <sup>2</sup> s	0.02 A <sup>2</sup> s	
Vo=1.2 V	-	0.008 A <sup>2</sup> s	0.016 A <sup>2</sup> s	
Vo=0.9 V	-	0.008 A <sup>2</sup> s	0.016 A <sup>2</sup> s	
Turn-on Voltage Threshold	-	2.8 V	-	
Turn-off Voltage Threshold	-	2.5 V	-	

### Output Specifications

Parameter	Min	Typ	Max	Notes
Output Voltage Set Point				
Vo=2.5 V	2.450 V	2.5 V	2.550 V	Test condition: Vin=3.3 V, Iout=full load
Vo=1.8 V	1.764 V	1.8 V	1.836 V	
Vo=1.5 V	1.470 V	1.5 V	1.530 V	
Vo=1.2 V	1.176 V	1.2 V	1.224 V	
Vo=0.9 V	0.882 V	0.9 V	0.918 V	
Load Regulation				
Vo=2.5 V	-	6 mV	12.5 mV	
Vo=1.8 V	-	5 mV	9.0 mV	
Vo=1.5 V	-	4 mV	7.5 mV	
Vo=1.2 V	-	3 mV	6.0 mV	
Vo=0.9 V	-	3 mV	6.0 mV	
Line Regulation				
Vo=2.5 V	-	4 mV	7.5 mV	
Vo=1.8 V	-	3 mV	5.5 mV	
Vo=1.5 V	-	3 mV	4.5 mV	
Vo=1.2 V	-	2 mV	4.0 mV	
Vo=0.9 V	-	2 mV	4.0 mV	
Regulation Over Temperature (-40°C to +85 °C)				
Vo=2.5 V	-	30 mV	50 mV	
Vo=1.8 V	-	20 mV	40 mV	
Vo=1.5 V	-	15 mV	30 mV	
Vo=1.2 V	-	15 mV	25 mV	
Vo=0.9 V	-	10 mV	20 mV	

# NON-ISOLATED DC/DC CONVERTERS

3.3 V Input 0.9 V-2.5 V/15 A Output



## Output Specifications (continued)

Parameter	Min	Typ	Max	Notes	
Output Current	0 A	-	15 A		
Current Limit Threshold	18 A	-	35 A		
Short Circuit Surge Transient	-	0.2 A <sup>2</sup> s	0.4 A <sup>2</sup> s		
Turn on Time	-	6 mS	10 mS		
Overshoot at Turn on	-	0%	3%		
Output Capacitance	-	-	6800 uF		
Output Ripple and Noise (pk-pk)				Test conditions: 0-20 MHz BW; 0.1 uF ceramic capacitor and 10 uF aluminum capacitor at the output	
Vo=2.5 V	-	20 mV	50 mV		
Vo=1.8 V	-	25 mV	50 mV		
Vo=1.5 V	-	30 mV	60 mV		
Vo=1.2 V	-	25 mV	50 mV		
Vo=0.9 V	-	20 mV	50 mV		
Output Ripple and Noise (rms)					
Vo=2.5 V	-	5 mV	10 mV		
Vo=1.8 V	-	7 mV	10 mV		
Vo=0.9 V	-	5 mV	10 mV		
<b>Transient Response</b>					
50% ~ 100% Max Load	Vo=2.5 V	-	110 mV	150 mV	Test conditions: di/dt = 0.5 A/uS; Vin = 3.3 V; and with two 220 uF Tantalum capacitor at the output
Settling Time		-	40 uS	80 uS	
100% ~ 50% Max Load	Vo=1.8 V	-	100 mV	130 mV	
Settling Time		-	40 uS	80 uS	
50% ~ 100% Max Load	Vo=1.5 V	-	100 mV	130 mV	
Settling Time		-	40 uS	80 uS	
100% ~ 50% Max Load	Vo=1.2 V	-	90 mV	120 mV	
Settling Time		-	40 uS	80 uS	
50% ~ 100% Max Load	Vo=0.9 V	-	90 mV	120 mV	
Settling Time		-	40 uS	80 uS	
100% ~ 50% Max Load		-	90 mV	120 mV	
Settling Time		-	40 uS	80 uS	

**Note:** All specifications are typical at 25 °C unless otherwise stated.

# NON-ISOLATED DC/DC CONVERTERS

3.3 V Input 0.9 V-2.5 V/15 A Output



## General Specifications

Parameter	Min	Typ	Max	Notes
Efficiency				Measured at Vin=3.3 V, full load.
Vo=2.5 V	91%	93%	-	
Vo=1.8 V	88%	90%	-	
Vo=1.5 V	87%	89%	-	
Vo=1.2 V	84%	86%	-	
Vo=0.9 V	80%	83%	-	
Switching Frequency	250 kHz	300 kHz	340 kHz	
Output Voltage Trim Range				The total output adjust range will not be higher than 105% Vo for 2.5 V module, and 110% Vo for other modules.
Vo=2.5 V	90% Vo	-	105% Vo	
Vo=0.9 V-1.8 V	90% Vo	-	110% Vo	
Remote Sense Compensation				
Vo=2.5 V	-	-	5% Vo	
Vo=0.9 V-1.8 V	-	-	10% Vo	
MTBF	4,163,010 hours			Calculated Per Bell Core TR-332 (Io = Nominal; Ta = 25°C)
Dimensions				
Inches (L x W x H)	2.0 x 0.55 x 0.387			
Millimeters (L x W x H)	50.8 x 13.97 x 9.84			
Weight	-	9.2 g	-	

**Note:** All specifications are typical at 25 °C unless otherwise stated.

## Control Specifications

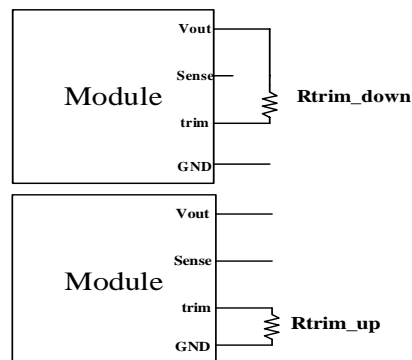
Parameter	Min	Typ	Max	Notes
<b>Remote On/Off</b>				
Signal Low (Unit Off)	-0.3 V	-	0.8 V	V7PB-15CxxS
Signal High (Unit On)	2.5 V	-	5.5 V	
Signal Low (Unit On)	-0.3 V	-	0.8 V	V7PB-15CxxL
Signal High (Unit Off)	2.5 V	-	5.5 V	

## Output Trim Equations

Equations for calculating the trim resistor (in kΩ) given the desired adjusted voltage (Vadj) and the nominal output voltage of the converter (Vnom) are shown below. The Trim Down resistor should be connected between the Trim pin and Vout. The Trim Up resistor should be connected between the Trim pin and Ground. Only one of the resistors should be used for any given application.

$$R_{trim\_down} = \frac{A(V_{adj} - 0.8)}{V_{nom} - V_{adj}} - B$$

$$R_{trim\_up} = \frac{C}{V_{adj} - V_{nom}} - D$$



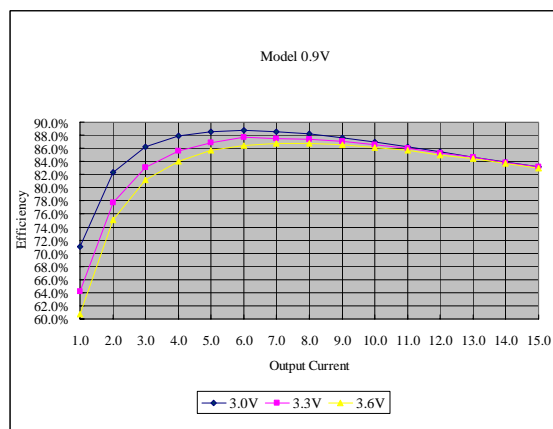
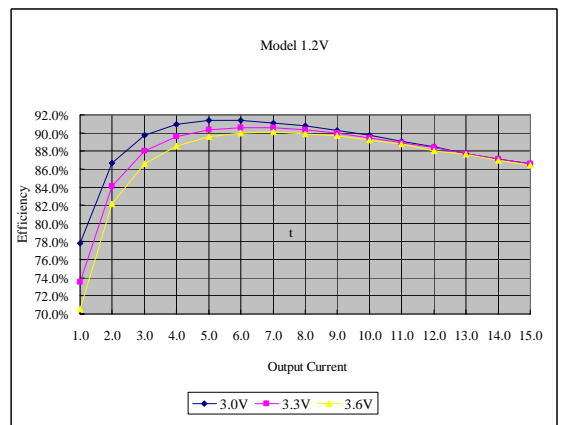
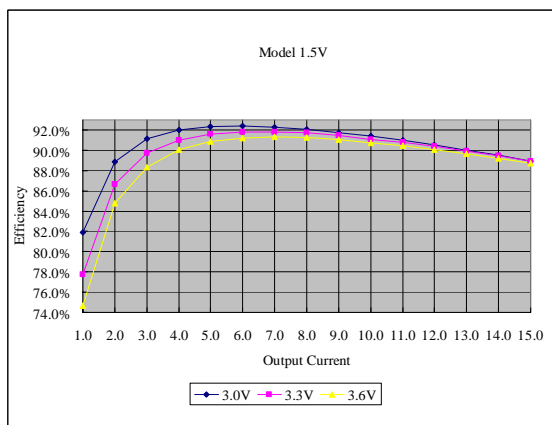
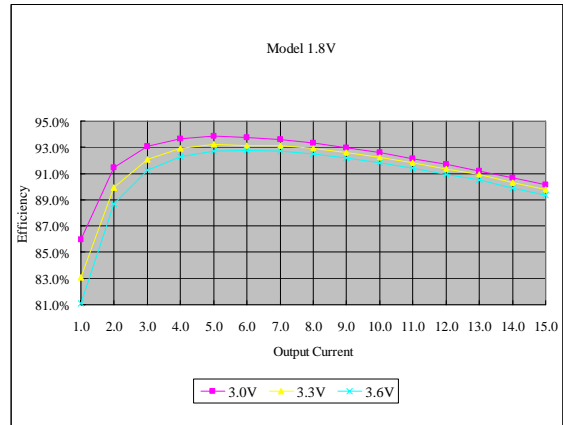
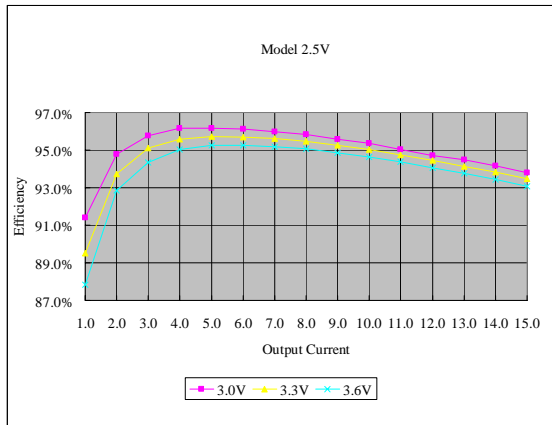
Vnom	A	B	C	D
2.5 V	2.370	4.990	1.896	4.990
1.8 V	2.370	4.990	1.896	4.990
1.5 V	2.370	4.990	1.896	4.990
1.2 V	2.490	2.370	1.992	2.370
0.9 V	1.050	0.010	0.840	0.010

# NON-ISOLATED DC/DC CONVERTERS

3.3 V Input 0.9 V-2.5 V/15 A Output



## Efficiency Data

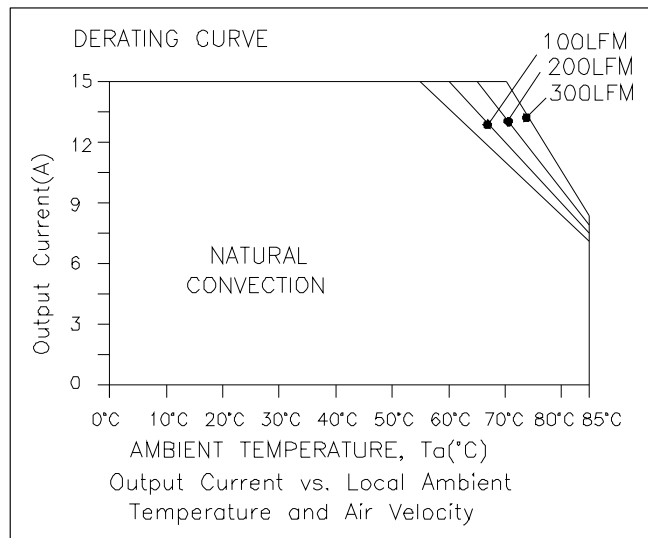


# NON-ISOLATED DC/DC CONVERTERS

3.3 V Input 0.9 V-2.5 V/15 A Output



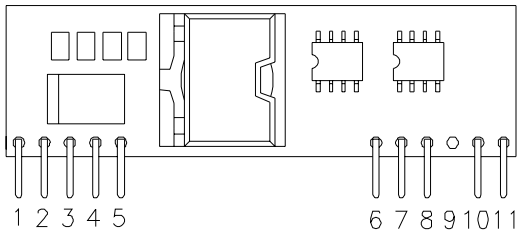
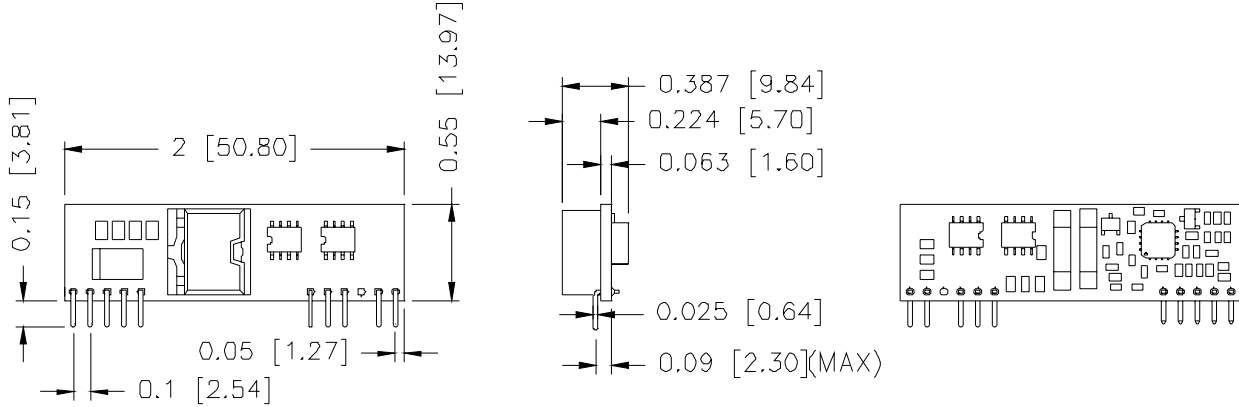
## Thermal Derating Curve



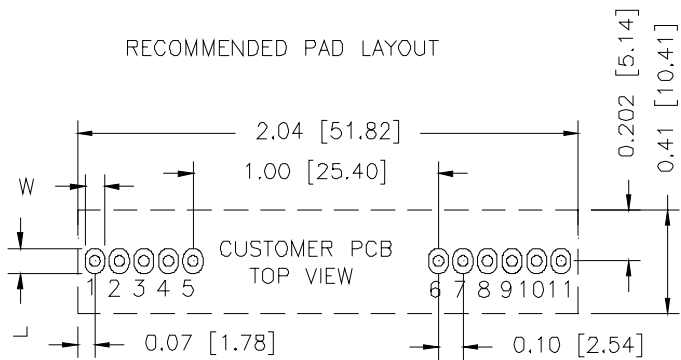
V7PB-15Cxxx

# NON-ISOLATED DC/DC CONVERTERS

3.3 V Input 0.9 V-2.5 V/15 A Output



## RECOMMENDED PAD LAYOUT



## Pin Connections

Pin	Function
1	Vo+
2	Vo+
3	Opt. Remote Sense (+)
4	Vo+
5	Ground
6	Ground
7	Vin+
8	Vin+
9	Not used
10	Trim
11	Remote On/Off

©2005 Bel Fuse Inc. Specifications subject to change without notice. 041105

### CORPORATE

**Bel Fuse Inc.**  
 206 Van Vorst Street  
 Jersey City, NJ 07302  
 Tel 201-432-0463  
 Fax 201-432-9542  
[www.belfuse.com](http://www.belfuse.com)

### FAR EAST

**Bel Fuse Ltd.**  
 8F/ 8 Luk Hop Street  
 San Po Kong  
 Kowloon, Hong Kong  
 Tel 852-2328-5515  
 Fax 852-2352-3706  
[www.belfuse.com](http://www.belfuse.com)

### EUROPE

**Bel Fuse Europe Ltd.**  
 Preston Technology Management Centre  
 Marsh Lane, Suite G7, Preston  
 Lancashire, PR1 8UD, U.K.  
 Tel 44-1772-556601  
 Fax 44-1772-888366  
[www.belfuse.com](http://www.belfuse.com)