

# NFC20 SERIES

Single and dual output



- 20 Watts output power
- Power density 13.6W/in<sup>3</sup>
- 2:1 input voltage range
- Remote ON/OFF control
- UL, CSA and VDE safety approvals
- Overvoltage protection
- Extended operating temperature range
- Fixed switching frequency

The NFC20 series of DC/DC converters offers 20 Watts of output power from the industry standard 2 x 1.6 x 0.46 inch case without a heatsink. Advantages of the NFC20 include increased power density, fixed switching frequency, tight line and load regulation, reduced board area requirements and many standard features. Among these features are remote on/off control, overvoltage protection, synchronization function and an extended operating temperature range option. Input voltage ranges of 18-36VDC and 36-72VDC mean that the NFC20 is ideally suited to process control, industrial automation, distributed power and telecommunications applications.

[ 2 YEAR WARRANTY ]

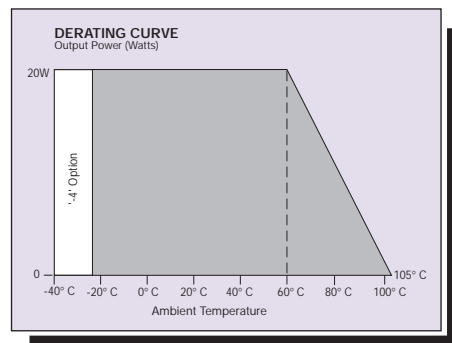


## SPECIFICATION

All specifications are typical at nominal input, full load at 25°C unless otherwise stated

OUTPUT SPECIFICATIONS		
Voltage accuracy		±0.5%
Voltage adjustability	All outputs	±10%
Line regulation	LL to HL, single output LL to HL, dual output	±0.1% ±0.1%
Load regulation	FL to NL, single output FL to NL, dual output	±0.5%, max. ±3.0%, max.
Ripple and noise (5Hz to 20MHz)	Singles Duals	75mV pk-pk, max., 20mV rms 100mV pk-pk, max.
Temperature coefficient		±0.02%/°C max.
Overvoltage protection	Single output Dual output	125% Vout 125% Vout total
Short circuit protection (Clamp)	(See Note 7)	Continuous automatic recovery
INPUT SPECIFICATIONS		
Input voltage range	24VDC 48VDC	18 to 36VDC 36 to 72VDC
No load input current		20mA
Input filter	(See Note 5)	External capacitor
Surge protection	24VDC 48VDC	50V for 100ms 100V for 100ms
Remote ON/OFF Logic compatibility Logic ON Logic OFF		CMOS/TTL Logic high or open Logic low or Jumper pin 2 and 4
Frequency synchronization		Switching frequency ±10%
Synchronization function		Negative going pulse on pin 4, max. 25% duty cycle

GENERAL SPECIFICATIONS		
Efficiency		83% typical
Isolation voltage	Input/output	1000VAC/710VDC
Switching frequency	Fixed	200kHz ±5.0%
Approvals and standards		VDE0805, EN60950 IEC950, UL1950 CSA C22.2 No. 950
Case material		Aluminum alloy, hard black anodized finish
Cover material		10% glass reinforced polyetherimide GE ULTEM #2110 or equivalent
Material flammability		UL94V-0
Weight		45g (1.6oz)
MTBF	MIL-HDBK-217F	260,000 hours
ENVIRONMENTAL SPECIFICATIONS		
Thermal performance	Operating ambient Option (See Note 6) Non-operating amb. Max. case temperature, Derating Cooling, vertical mount	-25°C to +60°C -40°C to +60°C -55°C to +125°C +110°C max. See curve Free air convection cooled

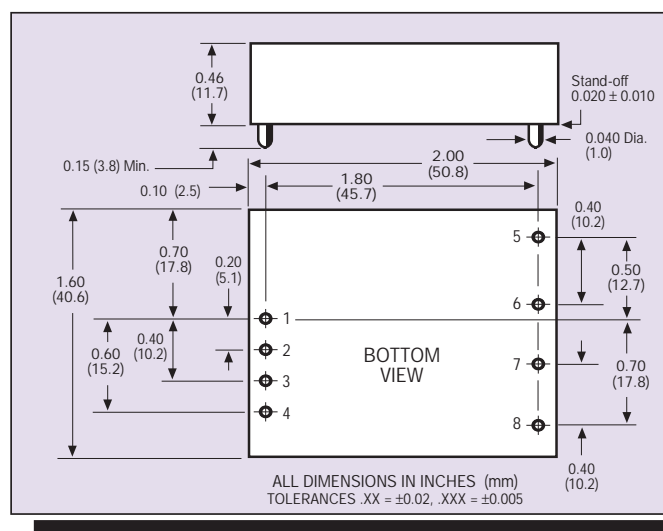


# 20 Watt Wide input DC/DC converters

INPUT VOLTAGE (1)	OUTPUT VOLTAGE	OVP	OUTPUT CURRENT	INPUT CURRENT (2)	EFFICIENCY	REGULATION		MODEL NUMBER
						LINE (3)	LOAD (4)	
18-36VDC	5VDC	6.2VDC	4000mA	1083mA	81%	±0.1%	±0.5%	NFC20-24S05
18-36VDC	12VDC	15VDC	1670mA	1030mA	83%	±0.1%	±0.5%	NFC20-24S12
18-36VDC	15VDC	18VDC	1330mA	1030mA	83%	±0.1%	±0.5%	NFC20-24S15
18-36VDC	±12VDC	30VDC	±833mA	1040mA	83%	±0.1%	±3%	NFC20-24D12
18-36VDC	±15VDC	36VDC	±666mA	1030mA	84%	±0.1%	±3%	NFC20-24D15
36-72VDC	5VDC	6.2VDC	4000mA	527mA	82%	±0.1%	±0.5%	NFC20-48S05
36-72VDC	12VDC	15VDC	1670mA	515mA	83%	±0.1%	±0.5%	NFC20-48S12
36-72VDC	15VDC	18VDC	1330mA	515mA	83%	±0.1%	±0.5%	NFC20-48S15
36-72VDC	±12VDC	30VDC	±833mA	510mA	85%	±0.1%	±3%	NFC20-48D12
36-72VDC	±15VDC	36VDC	±666mA	505mA	86%	±0.1%	±3%	NFC20-48D15

## Notes

- Nominal input voltages are 24VDC and 48VDC.
- Maximum figure, at full load.
- Measured from low line to high line at full load.
- Measured from full load to no load.
- An external capacitor, connected across the input is required for normal operation. The capacitor should be capable of withstanding 600mA of ripple current. Recommended capacitors: Nippon Chemi-Con SXE series, 56µF/100V for the NFC20-48xxx and the Nippon Chemi-Con LXF series, 560µF/50V for the NFC20-24xxx.
- Extended operating temperature range is available on the following models: NFC20-24S05, -24S12, -24S15, -48S05, -48S12 and -48S15. The suffix -4 must be added to the NFC20 model number, e.g. **NFC20-48S05-4**.
- Long term continuous operation into a short circuit will compromise the reliability of the unit.

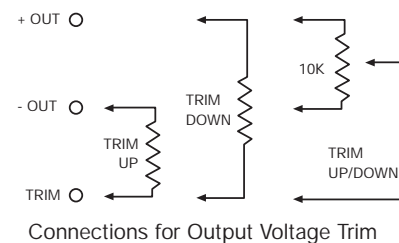


## PIN CONNECTIONS

PIN NUMBER	SINGLE OUTPUT	DUAL OUTPUT
1	+ Input	+ Input
2	- Input	- Input
3	No Pin	No Pin
4	Control	Control
5	No Pin	+ Output
6	+ Output	Common
7	- Output	- Output
8	Trim	Trim




## EXTERNAL OUTPUT TRIMMING

Output can be externally trimmed by ±10% using either method shown below



Connections for Output Voltage Trim

## International Safety Standard Approvals

-  VDE0805/EN60950/IEC950 File No. 10401-3336-1074  
 Licence No. 1628  
 UL1950 Reg. File No. E136005  
 CSA C22.2 No. 950 File No. LR41062C

Data Sheet © Artesyn Technologies® 2000

The information and specifications contained in this data sheet are believed to be correct at time of publication. However, Artesyn Technologies accepts no responsibility for consequences arising from printing errors or inaccuracies. Specifications are subject to change without notice. No rights under any patent accompany the sale of any such product(s) or information contained herein.