



LA - 1000  
LINE AMPLIFIER

## DESCRIPTION

The LA-1000 Line Amplifier is a device that restores the level of audio signal that is lost through long transmission. Installed between the Louroe microphone and base station, it allows for runs up to 1,000' between the microphone and LA-1000, and up to 1,000' to the base station, for a total of 2,000'. Requires 12 Vdc power. Power transformer included.

### IMPORTANT NOTICE

When this equipment is used as part of an audio monitoring system, the law requires that the public be given notice of AUDIO MONITORING ON THE PREMISES. A decal notice is included with each microphone shipped.



Federal Law References:  
Federal Regulations, US Code, Title 18. Crime and Criminal Procedure, Sec 2510.



**MODEL LA -1000**

LA-1000

## WIRING REQUIREMENTS

2 Conductor shielded, 22 gauge  
West Penn 452 or equivalent

## SPECIFICATIONS

■ Frequency compensation	10dB
■ Input impedance	1000W
■ Power supply	12 Vdc, 500mA
■ Dimensions	6 1/8"L x 4 5/8"W x 1 3/4"H



## INSTALLATION

The LA-1000 Line Amplifier has an input side and output side, both with terminal strips marked A, B and C.

### I INPUT CONNECTION from microphone to LA-1000 Line Amplifier.

Cable from microphone output connects to input of LA-1000 as follows:


- Wire from terminal A of microphone connects to terminal A of input side
- Wire from terminal B of microphone connects to terminal B of input side
- Wire from terminal C of microphone connects to terminal C of input side

### II OUTPUT CONNECTION from LA-1000 to Louroe Base Station.

Cable from output side of LA-1000 connects directly to microphone inputs, located on rear panel of base station. (Refer to specific Louroe Base Station for instructions)

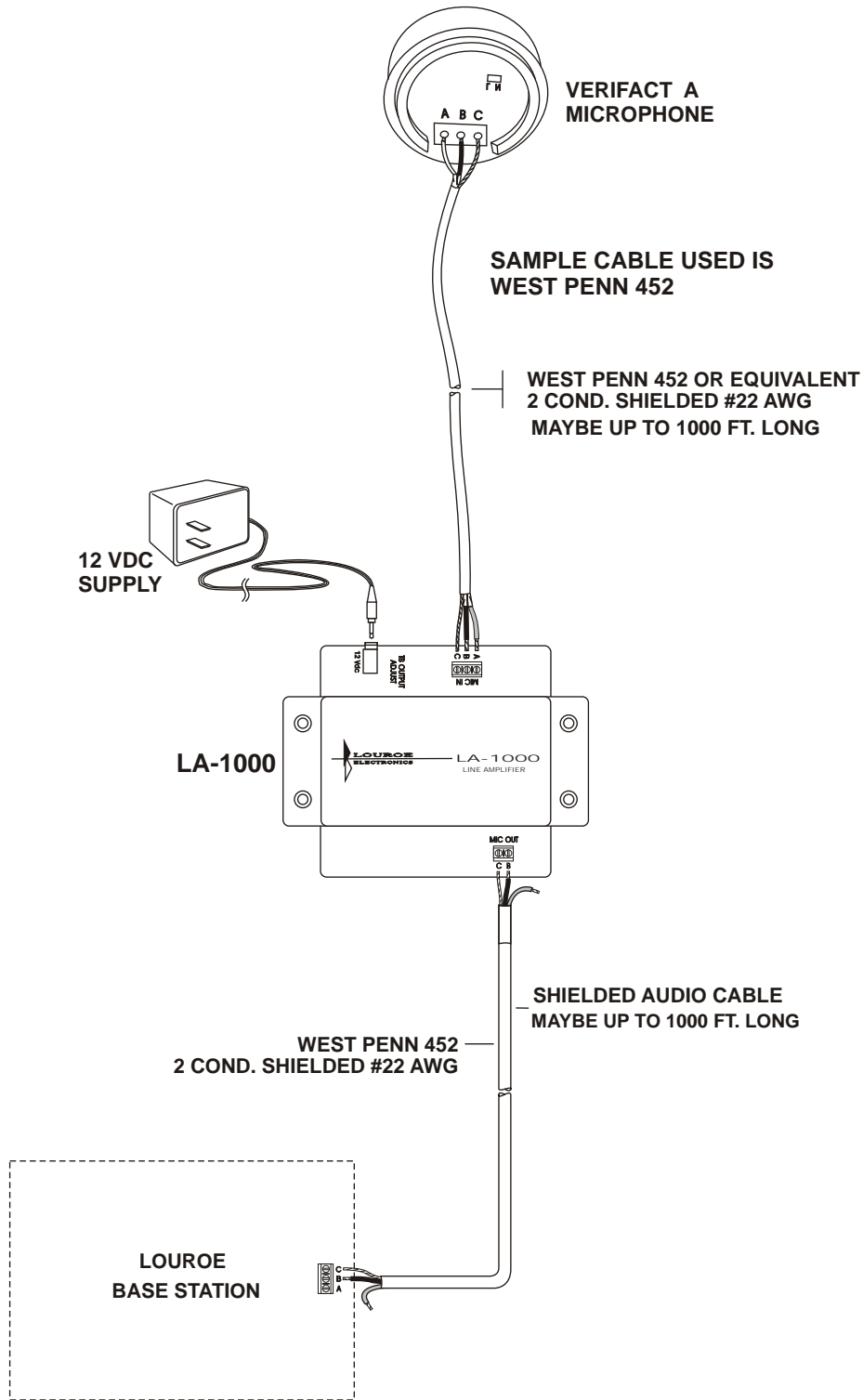
### III Apply 12 Vdc power to power jack located on "input" side of board.


**NOTE:** If using a Louroe Speaker/Microphone, the two speaker wires bypass the LA-1000 and connect directly to the base station.



LA-1000  
LINE AMPLIFIER

INTERCONNECTION DIAGRAM





## NOTICE

### Legality of Audio Monitoring and Recording as pertains to the U.S.A.

To protect the installing dealer and end user, when this equipment is used as part of an audio monitoring system, a decal stating AUDIO MONITORING ON THESE PREMISES *must* be installed in a visible location at the entrance of both private and public buildings.

This is to comply with United States Code, Title 18, Section 2510(2) regarding rights of privacy, it states:

“Oral communication means any “oral communication” uttered by a person exhibiting an expectation that such communication is not subject to interception under circumstances justifying such expectation.”


By definition of the code section, a person cannot have an expectation of privacy, nor can he or she expect that communication will not be intercepted, *if there are public signs posted, indicating that the communication is being monitored.*

These laws vary from state to state. If you are not informed on these matters, consult a qualified attorney or contact the appropriate state agency.

A decal is included with each microphone shipped from Louroe Electronics. Extra decals are provided free of charge by calling or writing the Van Nuys plant.

## WARRANTY

LOUROE provides a one year limited warranty (from date of purchase) on all equipment in our product line. There will be no charge for parts and labor for any repair or replacement of equipment *within the first 90 days. For the remainder of the year, the warranty covers parts only.* Please refer to our website [www.louroe.com](http://www.louroe.com) for full details.



MANUFACTURED  
IN THE

