

**SuperSOT4™  
15V NPN SILICON LOW SATURATION TRANSISTOR****SUMMARY** $V_{CE0} = 15V; R_{SAT} = 37m\Omega; I_C = 3A$ **DESCRIPTION**

This new 4th generation ultra low saturation transistor utilises the Zetex matrix structure combined with advanced assembly techniques to give extremely low on state losses. This makes it ideal for high efficiency, low voltage switching applications.

**FEATURES**

- Extremely Low Equivalent On Resistance
- Extremely Low Saturation Voltage
- $h_{FE}$  characterised up to 5A
- $I_C = 3A$  Continuous Collector Current
- SOT23 package

**APPLICATIONS**

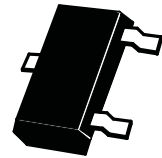
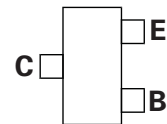
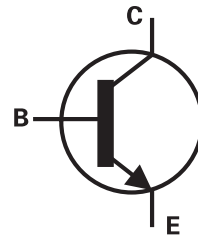
- DC - DC Converters
- Power Management Functions
- Power switches
- Motor control

**ORDERING INFORMATION**

DEVICE	REEL SIZE (inches)	TAPE WIDTH (mm)	QUANTITY PER REEL
ZXT11N15DFTA	7	8mm embossed	3000 units
ZXT11N15DFTC	13	8mm embossed	10000 units

**DEVICE MARKING**

1N5

**SOT23**

Top View

# ZXT11N15DF

## ABSOLUTE MAXIMUM RATINGS.

PARAMETER	SYMBOL	LIMIT	UNIT
Collector-Base Voltage	$V_{CBO}$	40	V
Collector-Emitter Voltage	$V_{CEO}$	15	V
Emitter-Base Voltage	$V_{EBO}$	7.5	V
Peak Pulse Current	$I_{CM}$	5	A
Continuous Collector Current	$I_C$	3	A
Base Current	$I_B$	500	mA
Power Dissipation at $T_A=25^\circ\text{C}$ (a) Linear Derating Factor	$P_D$	625 5	mW mW/ $^\circ\text{C}$
Power Dissipation at $T_A=25^\circ\text{C}$ (b) Linear Derating Factor	$P_D$	806 6.4	mW mW/ $^\circ\text{C}$
Operating and Storage Temperature Range	$T_j:T_{stg}$	-55 to +150	$^\circ\text{C}$

## THERMAL RESISTANCE

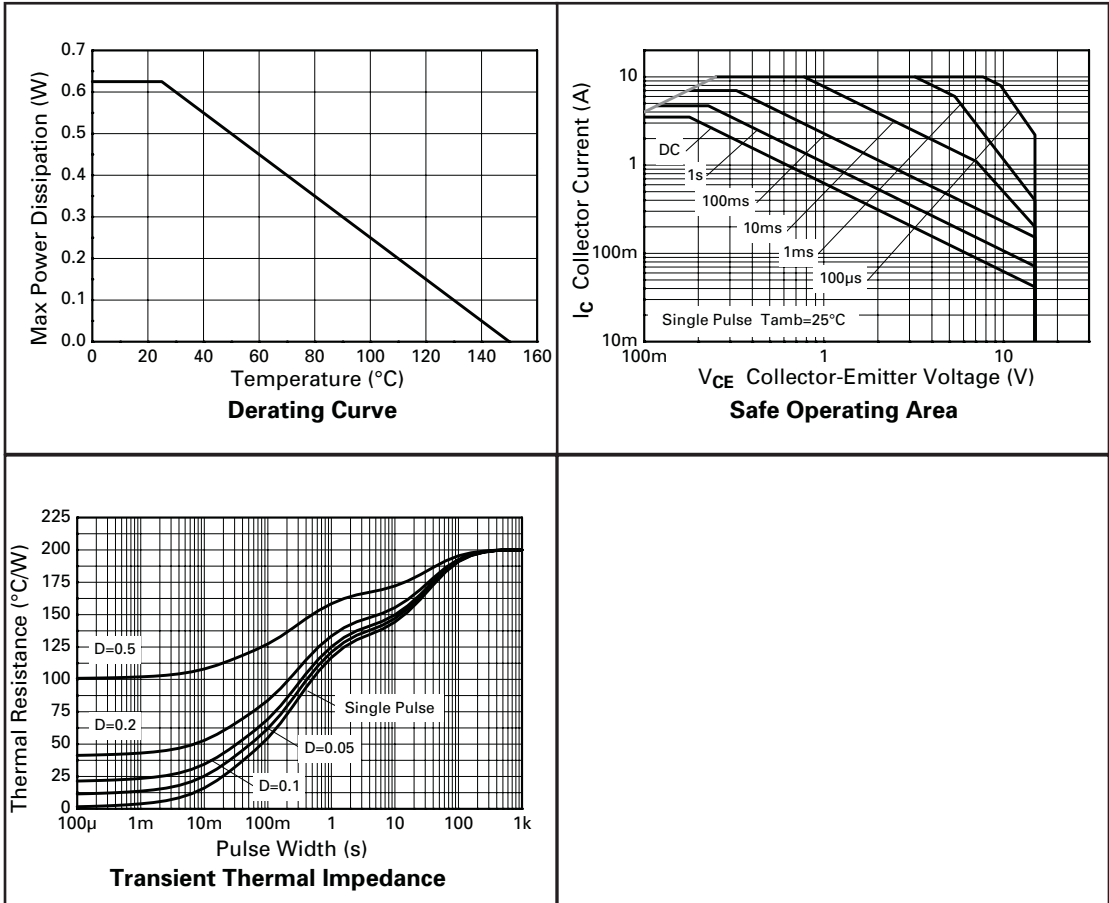
PARAMETER	SYMBOL	VALUE	UNIT
Junction to Ambient (a)	$R_{\theta JA}$	200	$^\circ\text{C}/\text{W}$
Junction to Ambient (b)	$R_{\theta JA}$	155	$^\circ\text{C}/\text{W}$

### NOTES

(a) For a device surface mounted on 25mm x 25mm FR4 PCB with high coverage of single sided 1oz copper, in still air conditions

(b) For a device surface mounted on FR4 PCB measured at  $t \leq 5$  secs.

## TYPICAL CHARACTERISTICS



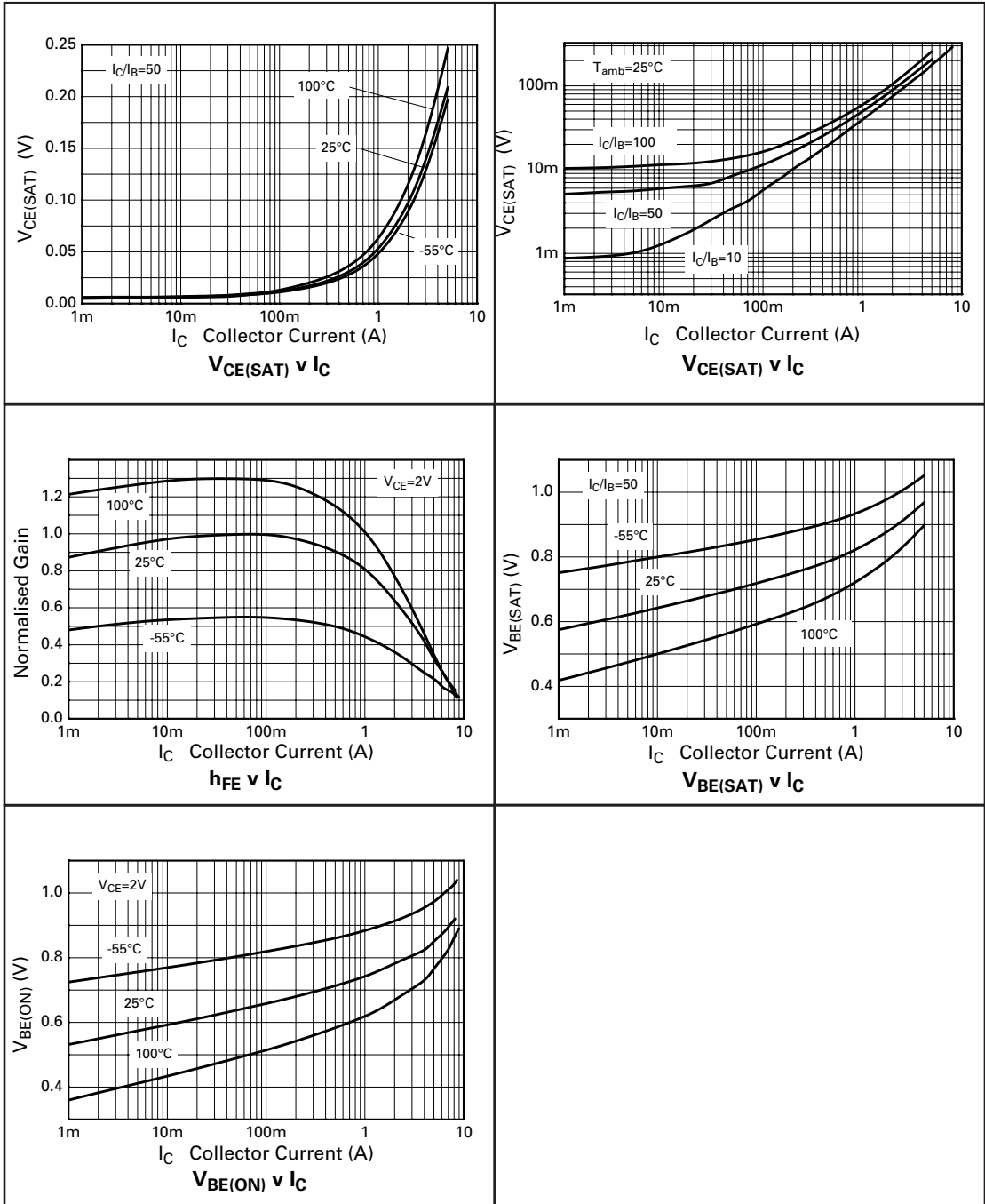
# ZXT11N15DF

## ELECTRICAL CHARACTERISTICS (at $T_{amb} = 25^{\circ}\text{C}$ unless otherwise stated).

PARAMETER	SYMBOL	MIN.	TYP.	MAX.	UNIT	CONDITIONS.
Collector-Base Breakdown Voltage	$V_{(BR)CBO}$	40			V	$I_C = 100\mu\text{A}$
Collector-Emitter Breakdown Voltage	$V_{(BR)CEO}$	15			V	$I_C = 10\text{mA}^*$
Emitter-Base Breakdown Voltage	$V_{(BR)EBO}$	7.5			V	$I_E = 100\mu\text{A}$
Collector Cut-Off Current	$I_{CBO}$			100	nA	$V_{CB} = 32\text{V}$
Emitter Cut-Off Current	$I_{EBO}$			100	nA	$V_{EB} = 6\text{V}$
Collector Emitter Cut-Off Current	$I_{CES}$			100	nA	$V_{CES} = 32\text{V}$
Collector-Emitter Saturation Voltage	$V_{CE(sat)}$		7 57 37 110	10 80 55 150	mV mV mV mV	$I_C = 0.1\text{A}, I_B = 10\text{mA}^*$ $I_C = 1\text{A}, I_B = 10\text{mA}^*$ $I_C = 1\text{A}, I_B = 100\text{mA}^*$ $I_C = 3\text{A}, I_B = 150\text{mA}^*$
Base-Emitter Saturation Voltage	$V_{BE(sat)}$		0.9	1.0	V	$I_C = 3\text{A}, I_B = 150\text{mA}^*$
Base-Emitter Turn-On Voltage	$V_{BE(on)}$		0.85	1.0	V	$I_C = 3\text{A}, V_{CE} = 2\text{V}^*$
Static Forward Current Transfer Ratio	$h_{FE}$	200 300 250 200 150		900		$I_C = 10\text{mA}, V_{CE} = 2\text{V}^*$ $I_C = 200\text{mA}, V_{CE} = 2\text{V}^*$ $I_C = 1\text{A}, V_{CE} = 2\text{V}^*$ $I_C = 3\text{A}, V_{CE} = 2\text{V}^*$ $I_C = 5\text{A}, V_{CE} = 2\text{V}^*$
Transition Frequency	$f_T$		145		MHz	$I_C = 50\text{mA}, V_{CE} = 10\text{V}$ $f = 50\text{MHz}$
Output Capacitance	$C_{obo}$		26		pF	$V_{CB} = 10\text{V}, f = 1\text{MHz}$
Turn-On Time	$t_{(on)}$		110		ns	$V_{CC} = 10\text{V}, I_C = 3\text{A}$ $I_{B1} = I_{B2} = 30\text{mA}$
Turn-Off Time	$t_{(off)}$		220		ns	

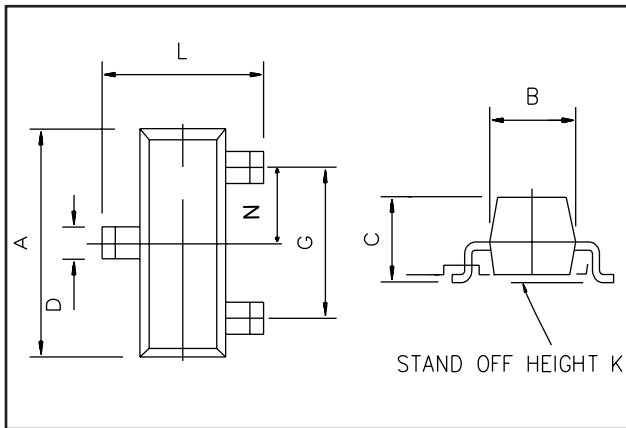
\*Measured under pulsed conditions. Pulse width=300 $\mu\text{s}$ . Duty cycle  $\leq 2\%$

## TYPICAL CHARACTERISTICS



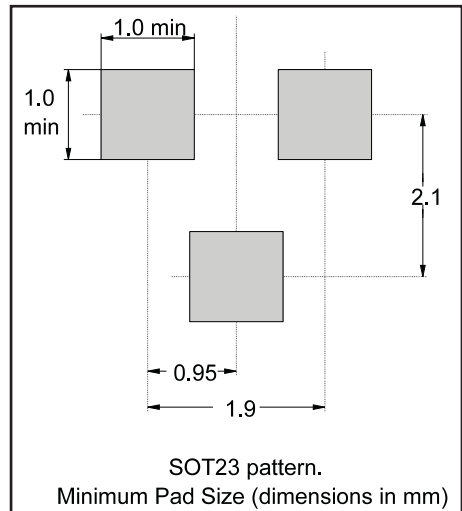
# ZXT11N15DF

## PACKAGE DIMENSIONS



DIM	Millimetres		Inches	
	Min	Max	Min	Max
A	2.67	3.05	0.105	0.120
B	1.20	1.40	0.047	0.055
C	-	1.10	-	0.043
D	0.37	0.53	0.0145	0.021
F	0.085	0.15	0.0033	0.0059
G	NOM 1.9		NOM 0.075	
K	0.01	0.10	0.0004	0.004
L	2.10	2.50	0.0825	0.0985
N	NOM 0.95		NOM 0.037	

## PAD LAYOUT DETAILS



**ZETEX** Zetex plc.  
Fields New Road, Chadderton, Oldham, OL9-8NP, United Kingdom.  
Telephone: (44)161 622 4422 (Sales), (44)161 622 4444 (General Enquiries)  
Fax: (44)161 622 4420

Zetex GmbH  
Streitfeldstraße 19  
D-81673 München  
Germany  
Telefon: (49) 89 45 49 49 0  
Fax: (49) 89 45 49 49 49

Zetex Inc.  
47 Mall Drive, Unit 4  
Commack NY 11725  
USA  
Telephone: (631) 543-7100  
Fax: (631) 864-7630

Zetex (Asia) Ltd.  
3510 Metroplaza, Tower 2  
Hing Fong Road,  
Kwai Fong, Hong Kong  
Telephone: (852) 26100 611  
Fax: (852) 24250 494

These are supported by  
agents and distributors in  
major countries world-wide  
© Zetex plc 1999

Internet: <http://www.zetex.com>

This publication is issued to provide outline information only which (unless agreed by the Company in writing) may not be used, applied or reproduced for any purpose or form part of any order or contract or be regarded as a representation relating to the products or services concerned. The Company reserves the right to alter without notice the specification, design, price or conditions of supply of any product or service.

**ZETEX**