

FLL21E135IX


L,S-band High Power GaAs FET

FEATURES

- High Voltage Operation (VDS=28V) GaAs FET
- High Gain: 15.5dB(typ.) at Pout=44.8dBm(Avg.)
- Broad Frequency Range : 2110 to 2170MHz
- High Reliability

DESCRIPTION

The FLL21E135IX is a high power GaAs FET that offers high efficiency, ease of matching, greater consistency and broad bandwidth for high power L-band amplifiers. This device is target for high voltage, low current operation in digitally modulated base station amplifiers. This product is ideally suited for W-CDMA and Multi-carrier PCS base station amplifiers while offering high gain, long term reliability and ease of use.



ABSOLUTE MAXIMUM RATING

Item	Symbol	Condition	Rating	Unit
Drain-Source Voltage	V_{DS}	Tc=25°C (Case Temperature)	32	V
Gate-Source Voltage	V_{GS}		-3	V
Total Power Dissipation	P_T		175	W
Storage Temperature	T_{stg}	-	65 to +175	°C
Channel Temperature	T_{ch}	-	200	°C

RECOMMENDED OPERATING CONDITION (Case Temperature Tc=25°C)

Item	Symbol	Condition	Limit	Unit
DC Input Voltage	V_{DS}		<28	V
Forward Gate Current	I_{GF}	$R_G=2\Omega$	<529	mA
Reverse Gate Current	I_{GR}	$R_G=2\Omega$	>-48	mA
Channel Temperature	T_{ch}		155	°C

ELECTRICAL CHARACTERISTICS (Case Temperature Tc=25°C)

Item	Symbol	Condition	Limit			Unit
			Min.	Typ.	Max.	
Pinch-Off Voltage	V_P	$V_{DS}=5V, I_{DS}=226mA$	-0.1	-0.2	-0.5	V
Gate-Source Breakdown Boltage	V_{GSO}	$I_{GS}=-2.26mA$	-5	-	-	V
3rd Order Intermodulation Distortion	IM_3	$V_{DS}=28V$	-	-33	-30	dBc
Power Gain	G_P	$I_{DS}(DC)=1000mA$	14.5	15.5	-	dB
Drain Efficiency	η_D	$P_{out}=44.8dBm(Avg.)$	-	26	-	%
Adjacent Channel Leakage Power Ratio	ACLR	Note 1	-	-35	-	dBc
Thermal Resistance	R_{th}	Channel to Case	-	0.8	1.0	°C/W

Note 1 : IM_3 , ACLR and Gain test conditions as follows

IM_3 & Gain : $f_0=2.1325GHz, f_1=2.1475GHz$ W-CDMA(3GPP3.4 12-0) BS-1 64ch non clipping modulation measured over 3.84MHz at $f_0-15MHz$ and $f_1+15MHz$.

ACLR : $f_0=2.1325GHz$ W-CDMA (3GPP3.4 12-0) BS-1 64ch non clipping modulation, measured over 3.84MHz at $f_0+/-5MHz$

ESD	CLASS III	2000V ~
-----	-----------	---------

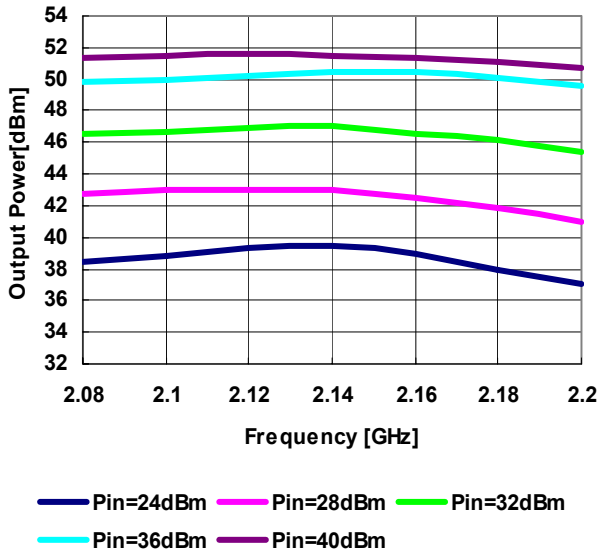
Note : Based on EIAJ ED-4701 C-111A(C=100pF, R=1.5kΩ)

CASE STYLE : IX

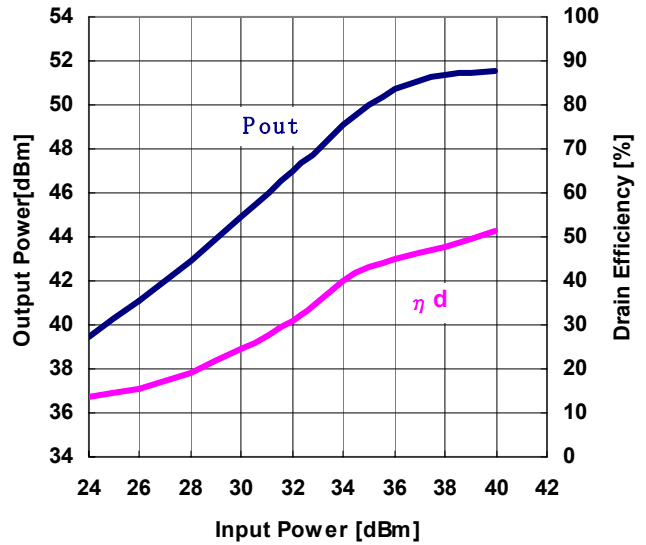
FLL21E135IX

L,S-band High Power GaAs FET

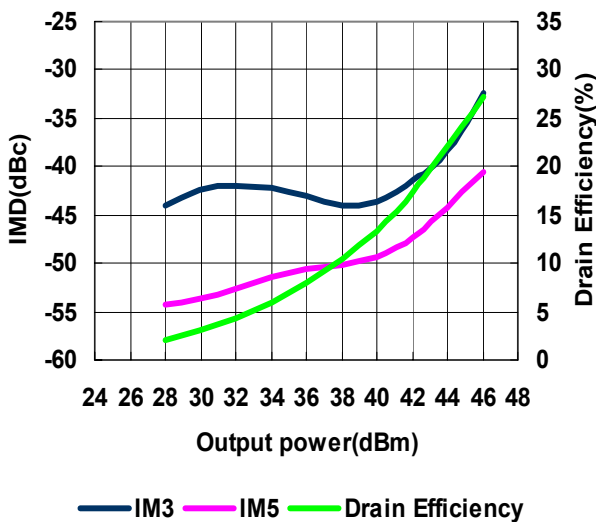
Output Power vs. Frequency
VDS=28V, IDS=1000mA



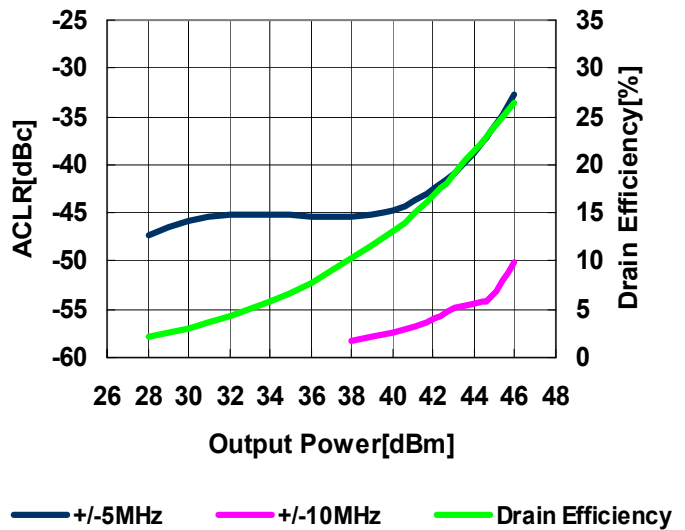
Output Power & Drain Efficiency vs. Input Power
VDS=28V, IDS=1000mA, f=2.14GHz



Two-Carrier IMD(ACLR) vs. Output Power
VDS=28V, IDS=1000mA, fo=2.1325, f1=2.1475GHz
W-CDMA 3-GPP BS-1 64ch Modulation



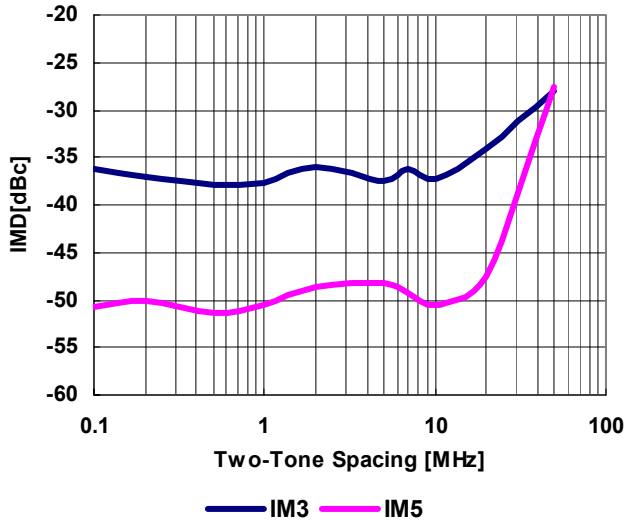
Single-Carrier ACLR vs. Output Power
VDS=28V, IDS=1000mA, fo=2.1325GHz
W-CDMA 3GPP BS-1 64ch Modulation



FLL21E135IX

L,S-band High Power GaAs FET

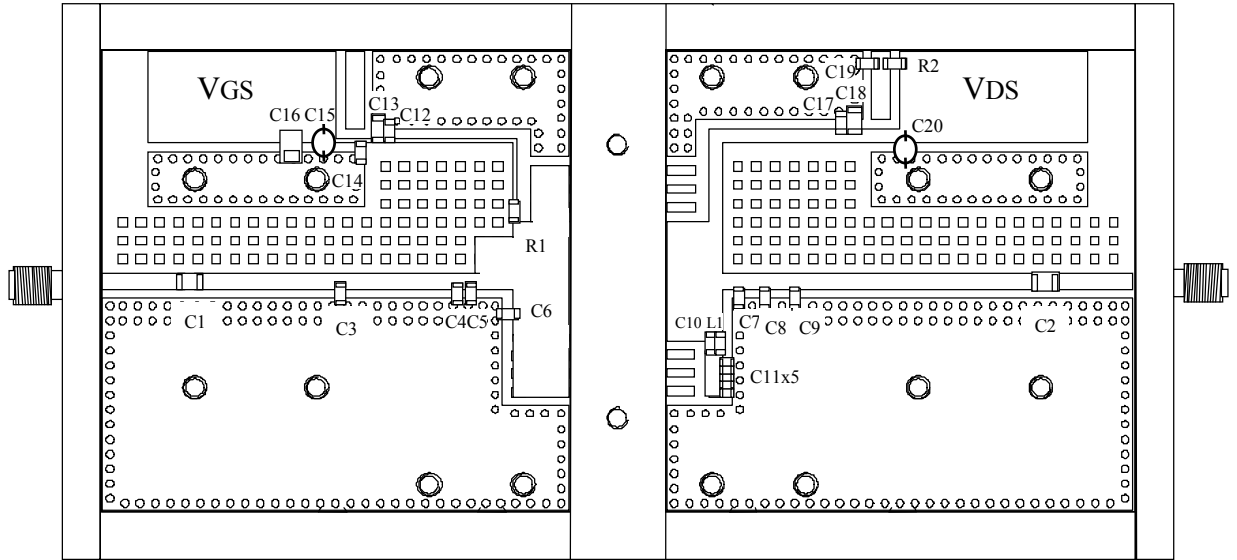
CW IMD vs. Tone Spacing
@VDS=28V, IDS=1000mA, fc=2.14GHz
Pout=44.8dBm



FLL21E135IX

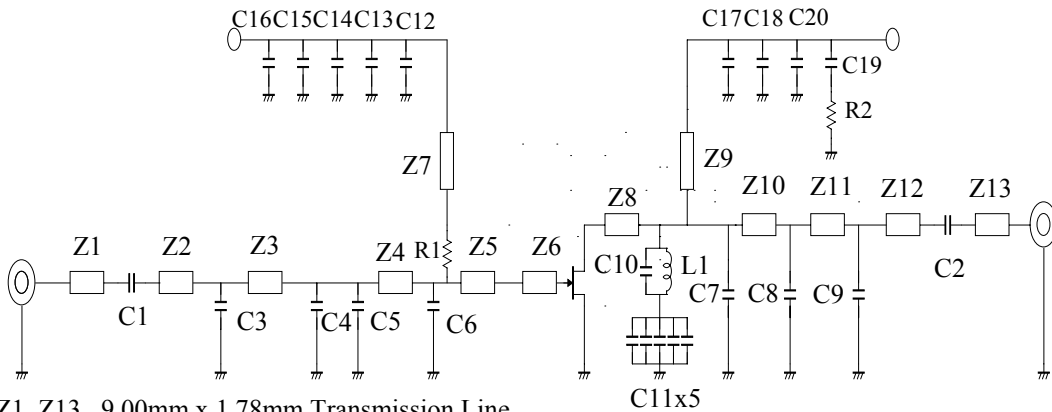
L,S-band High Power GaAs FET

Board Layout



Circuit Diagram of the Board

$\epsilon_r=3.5$ $t=0.8\text{mm}$



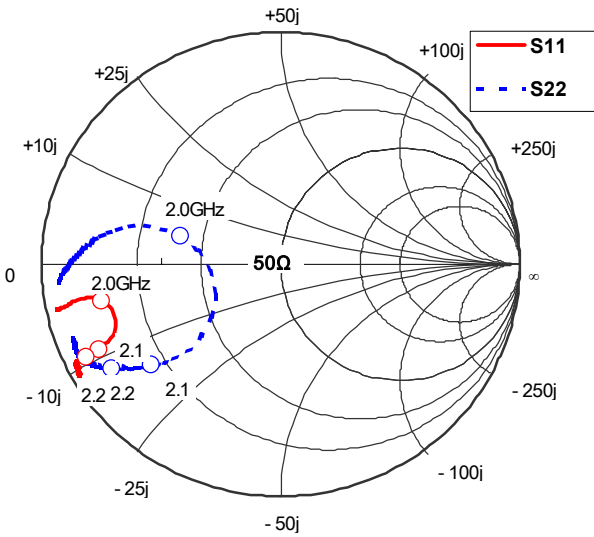
Z1, Z13	9.00mm x 1.78mm	Transmission Line
Z2	15.3mm x 1.78mm	Transmission Line
Z3	14.5mm x 1.78mm	Transmission Line
Z4	4.00mm x 6.00mm	Transmission Line
Z5	2.00mm x 19.0mm	Transmission Line
Z6	4.00mm x 25.0mm	Transmission Line
Z7	23.0mm x 0.5mm	Transmission Line
Z8	6.00mm x 13.0mm	Transmission Line
Z9	23.0mm x 1.5mm	Transmission Line
Z10,Z11	3.00mm x 1.78mm	Transmission Line
Z12	26.8mm x 1.78mm	Transmission Line

C1,C2	10pF	C20	22uF
C3,C5,C6,C9	1.0pF	L1	3.3nF
C4,C7	2.0pF	R1	2.0ohm
C8	0.5pF	R2	51ohm
C10	1.5pF	Board	
C11	0.1uF	input size	$\epsilon_r=3.5$ $t=0.8\text{mm}$
C12,C17	20pF		50mm x 50mm
C13,C18	100nF	output size	$\epsilon_r=3.5$ $t=0.8\text{mm}$
C14,C19	1000pF		50mm x 50mm
C15,C16	10uF		

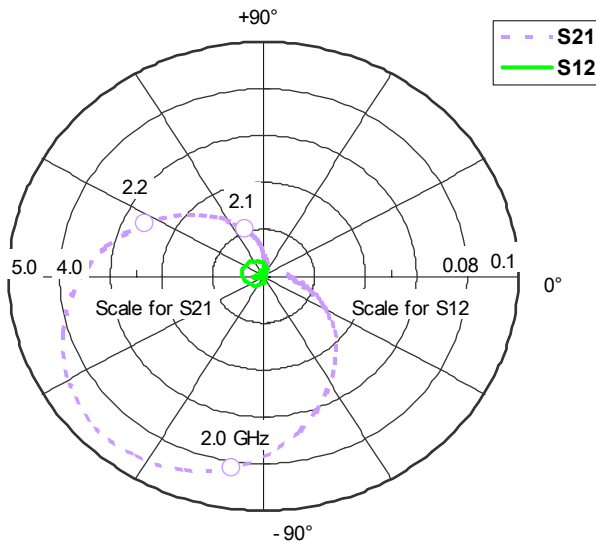
FLL21E135IX

L,S-band High Power GaAs FET

■ S-Parameters @VDS=28V, IDS=1000mA, f=1.0 to 3.0 GHz




Freq. [GHz]	S11		S21		S12		S22	
	MAG	ANG	MAG	ANG	MAG	ANG	MAG	ANG
1.00	0.9744	-172.9	0.1231	19.18	0.0009	118.28	0.9739	-173.7
1.10	0.9752	-172.1	0.1202	19.694	0.0009	106.99	0.9682	-173.7
1.20	0.9708	-171.1	0.1285	21.086	0.0011	111.32	0.9685	-173.3
1.30	0.972	-170.6	0.1399	19.632	0.0007	110.55	0.964	-173.3
1.40	0.971	-169.9	0.1663	20.479	0.0014	112.61	0.9622	-173
1.50	0.9704	-169.3	0.2107	17.23	0.0012	120.57	0.9597	-173.1
1.60	0.9645	-169	0.2931	15.203	0.0014	132.46	0.9495	-173.9
1.70	0.9551	-168.3	0.4614	2.7031	0.002	130.35	0.9362	-175.2
1.80	0.9453	-168.4	0.7228	-11.03	0.0019	129.76	0.9077	-178
1.90	0.9072	-168.8	1.5261	-33.93	0.0023	90.866	0.8355	176.25
2.00	0.768	-168.1	4.1355	-98.92	0.0044	-121.8	0.4363	164.03
2.10	0.8443	-154.3	2.5913	154.54	0.0079	124.86	0.6937	-141.3
2.11	0.8433	-154.4	2.3576	148.65	0.0072	120.82	0.717	-142.2
2.12	0.8573	-154.4	2.1471	143.12	0.0069	110.87	0.7382	-143.1
2.13	0.8653	-153.9	1.9666	137.99	0.0068	107.11	0.7538	-143.9
2.14	0.8734	-154.2	1.8015	133.25	0.0062	103.85	0.7726	-144.6
2.15	0.8798	-154	1.6495	128.59	0.006	100.67	0.7845	-145.3
2.16	0.8892	-154.3	1.5161	124.1	0.0061	97.466	0.7953	-145.9
2.17	0.889	-154.4	1.3868	120.14	0.0057	93.934	0.8075	-146.3
2.18	0.8948	-154.1	1.2676	116.57	0.0055	85.692	0.8167	-146.9
2.19	0.9036	-154.4	1.1656	113.03	0.0049	85.248	0.8283	-147.1
2.20	0.9047	-153.9	1.0698	109.89	0.0046	86.496	0.8358	-147.6
2.30	0.9392	-154.1	0.519	93.307	0.0026	64.547	0.8916	-150.6
2.40	0.9523	-153.7	0.3389	81.392	0.0016	60.732	0.9169	-152.6
2.50	0.9558	-153.3	0.2188	73.554	0.0003	99.556	0.9269	-154
2.60	0.9623	-152.9	0.1707	67.904	0.0007	-174.6	0.9309	-155
2.70	0.9609	-152.3	0.1227	60.783	0.002	-170.4	0.936	-156.3
2.80	0.9642	-151	0.1082	63.903	0.0026	-168.3	0.9324	-157.5
2.90	0.9716	-150.9	0.0977	50.797	0.0032	-179.6	0.9288	-158.7
3.00	0.9716	-150	0.0769	51.905	0.0044	-177	0.9252	-160.3

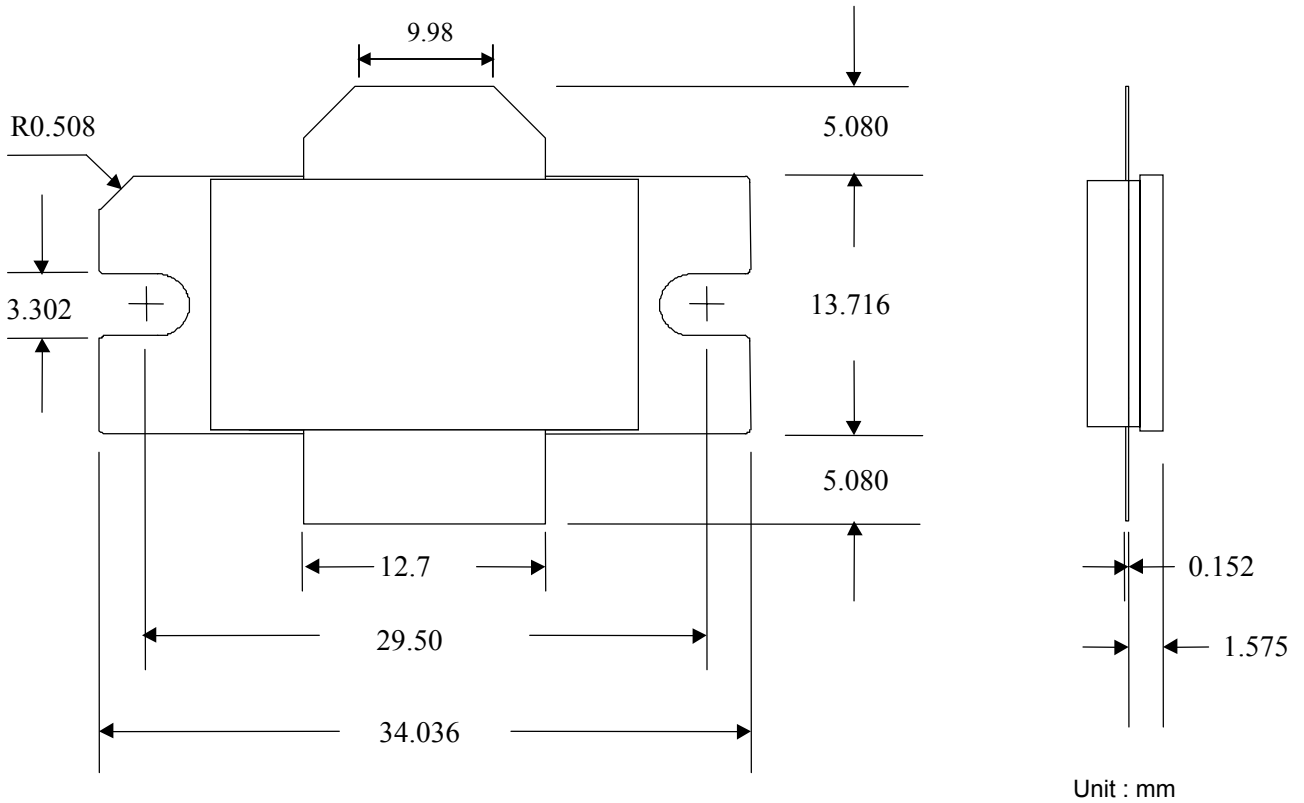


FLL21E135IX

L,S-band High Power GaAs FET



IX Package Outline



FLL21E135IX

L,S-band High Power GaAs FET

For further information please contact :

Eudyna Devices USA Inc.

2355 Zanker Rd.
San Jose, CA 95131-1138, U.S.A.
TEL: (408) 232-9500
FAX: (408) 428-9111
www.us.eudyna.com

Eudyna Devices Europe Ltd.

Network House
Norreys Drive
Maidenhead, Berkshire SL6 4FJ
United Kingdom
TEL: +44 (0) 1628 504800
FAX: +44 (0) 1628 504888

Eudyna Devices Asia Pte. Ltd.

Hong Kong Branch
Rm.1101,Ocean Centre, 5 Canton Road
Tsim Sha Tsui, Kowloon, Hong kong
TEL: +852-2377-0227
FAX: +852-2377-3921

Eudyna Devices Inc.

1000 Kamisukiahara, showa-cho
Nakakomagun, Yamanashi
409-3883, Japan
(Kokubo Industrial Park)
TEL +81-55-275-4411
FAX +81-55-275-9461

Sales Division

1, Kanai-cho, Sakae-ku
Yokohama,244-0845,Japan
TEL +81-45-853-8156
FAX +81-45-853-8170

CAUTION

Eudyna Devices Inc. products contain **gallium arsenide (GaAs)** which can be hazardous to the human body and the environment. For safety, observe the following procedures:

- Do not put these products into the mouth.
- Do not alter the form of this product into a gas, powder, or liquid through burning, crushing, or chemical processing as these by-products are dangerous to the human body if inhaled, ingested, or swallowed.
- Observe government laws and company regulations when discarding this product. This product must be discarded in accordance with methods specified by applicable hazardous waste procedures.

Eudyna Devices Inc. reserves the right to change products and specifications without notice. The information does not convey any license under rights of Eudyna Devices Inc. or others.

© 2004 Eudyna Devices USA Inc.
Printed in U.S.A.

