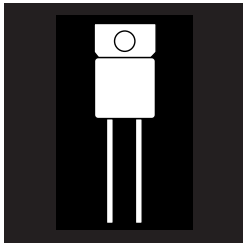


OM4003ST OM4005ST OM4007ST
OM4004ST OM4006ST

10 AMP SCHOTTKY RECTIFIER IN SMALL HERMETIC PACKAGE



10 Amp, 60 To 100 Volt Schottky Rectifiers

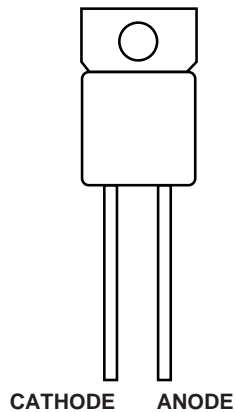
FEATURES

- Small Size
- Very Low Forward Voltage
- Low Recovered Charge
- Rugged Package Design
- High Efficiency for Low Voltage Supplies
- Hermetic and Isolated Package
- Available Screened To MIL-S-19500, TX, TXV And S Levels

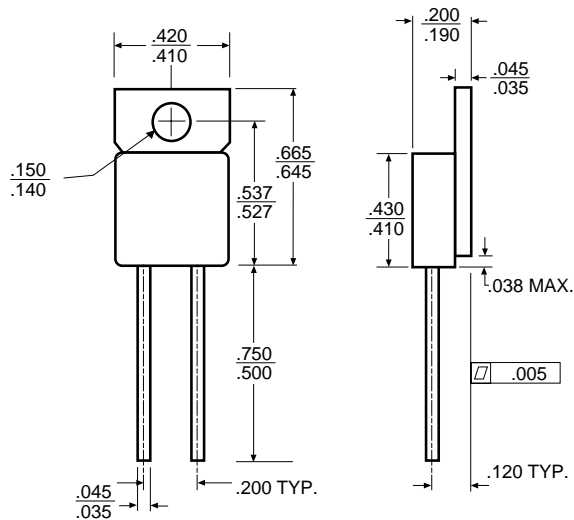
DESCRIPTION

This series of Schottky barrier diodes offers low forward voltage and high output current for its small package size. The OM4003 series was designed for demanding applications where small size, light weight and high reliability are required. These devices are ideal replacements for TO-3, DO-4 or DO-5 packages. All products are available Hi-Rel screened.

PIN CONNECTION



MECHANICAL OUTLINE



3.2

MAXIMUM RATINGS

Rating	Symbol	OM					Unit
		4003	4004	4005	4006	4007	
Peak Repetitive Reverse Voltage	V_{RRM}	60	70	80	90	100	Volts
Working Peak Reverse Voltage	V_{RWM}						
DC Blocking Voltage	V_R						
Average Rectified Forward Current (Rated V_R) $T_C = 100^\circ C$	$I_{F(AV)}$	10					Amps
Peak Repetitive Forward Current (Rated V_R , Square Wave, 20 kHz) $T_C = 100^\circ C$	I_{FRM}	20					Amps
Nonrepetitive Peak Surge Current (Surge applied at rated load conditions halfwave, single phase, 60 Hz)	I_{FSM}	150					Amps
Peak Repetitive Reverse Surge Current (2 μs , 1 kHz)	I_{RRM}	0.5					Amps
Operating Junction Temperature	T_J	-65 to +150					$^\circ C$
Storage Temperature	T_{stg}	-65 to +175					$^\circ C$

THERMAL CHARACTERISTICS

Maximum Thermal Resistance	$R_{\theta JC}$	3	$^\circ C/W$
----------------------------	-----------------	---	--------------

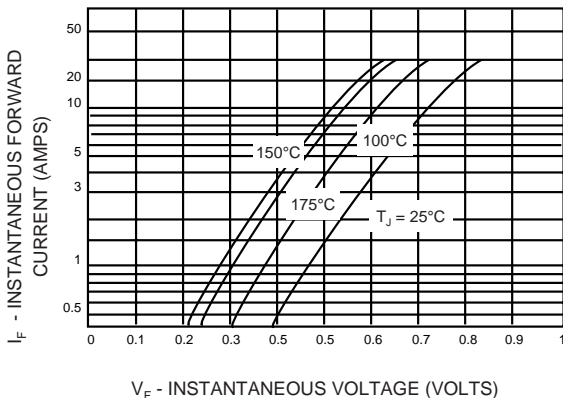
ELECTRICAL CHARACTERISTICS

Maximum Instantaneous Forward Voltage (1)	V_F		Volts
($i_F = 10$ Amp, $T_C = 125^\circ C$)		.725	
($i_F = 10$ Amp, $T_C = 25^\circ C$)		.825	
Maximum Instantaneous Forward Reverse Current (1)	i_R		mA
(Related dc Voltage, $T_C = 125^\circ C$)		150	
(Related dc Voltage, $T_C = 25^\circ C$)		5	

(1) Pulse Test: Pulse Width = 300 μs , Duty Cycle 2%

3.2

Typical Forward Voltage



Typical Reverse Current

