

# Axial Lead and Cartridge Fuses

Designed to IEC Standard

## 5 x 20 mm Time Lag Fuse (Slo-Blo®) Fuse 219 Series



- Designed to International (IEC) Standards for use globally.
- Meets the IEC 60127-2, Sheet 6 specification for Time Lag Fuses.
- Available in Cartridge and Axial Lead Format.
- Available in ratings of 1.0 to 6.3 amperes.
- Enhanced Breaking Capacity, medium I<sup>2</sup>t

### ELECTRICAL CHARACTERISTICS:

% of Ampere Rating	Opening Time
150%	60 minutes, <b>Minimum</b>
210%	2 minutes, <b>Maximum</b>
275%	0.6 sec., <b>Min.</b> ; 10 sec. <b>Max</b>
400%	.15 sec., <b>Min.</b> ; 3 sec. <b>Max</b>
1000%	0.02 sec., <b>Min.</b> ; 0.3 sec. <b>Max.</b>

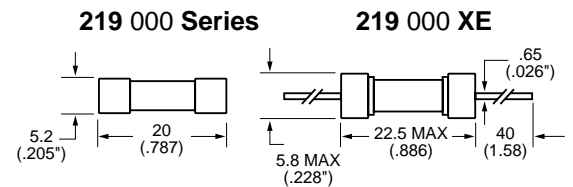

**AGENCY APPROVALS:** Sheet 6 IEC 60127: SEMKO, BSI, METI, CCC, K Mark and VDE approved 1A-6.3A. Recognized 1A to 6.3A under the components program of Underwriters Laboratories and recognized by CSA. METI A 1A to 6.3A.

**INTERRUPTING RATINGS:** 150 amperes @ 250VAC, unity power factor

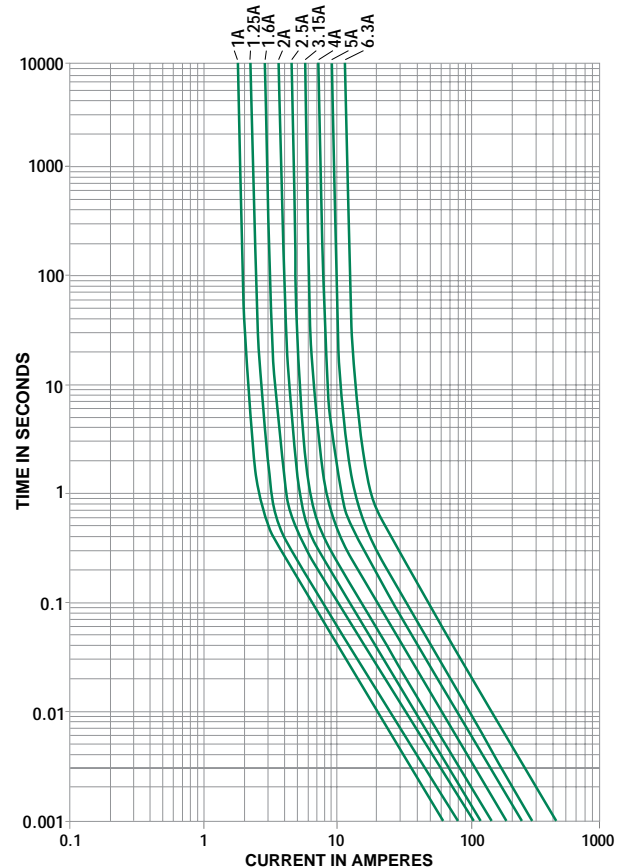
**PACKAGING:** For Axial Leads add packaging suffix XE.

### ORDERING INFORMATION:

Catalog Number	Ampere Rating	Nominal Voltage Rating	Nominal Resistance Cold Ohms	Nominal Melting I <sup>2</sup> t A <sup>2</sup> Sec
0219 001.	1	250	0.055	3.33
0219 1.25	1.25	250	0.042	5.80
0219 01.6	1.6	250	0.032	10.61
0219 002.	2	250	0.029	14.80
0219 02.5	2.5	250	0.022	23.85
0219 3.15	3.15	250	0.017	39.20
0219 004.	4	250	0.013	70.95
0219 005.	5	250	0.010	114.0
0219 06.3	6.3	250	0.0075	204.0



### Average Time Current Curves



11  
AXIAL LEAD AND  
CARTRIDGE FUSES