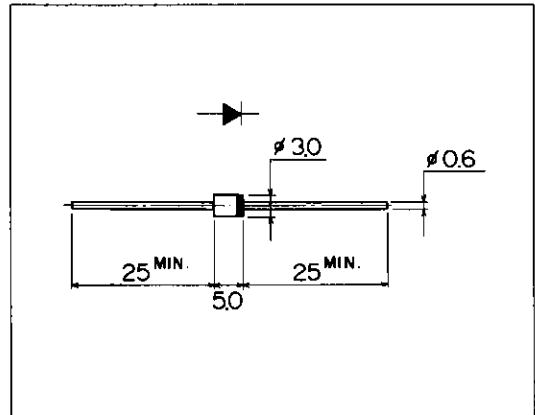


A

ショットキーバリアダイオード

SCHOTTKY BARRIER DIODE

■外形寸法：Outline Drawings



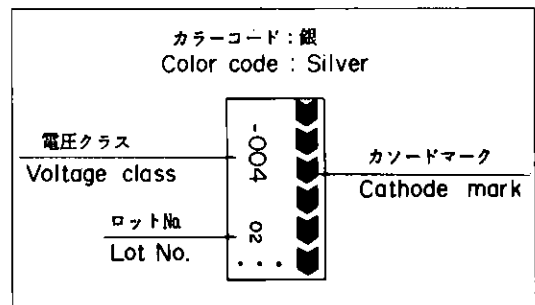
■特長：Features

- 低 V_F
Low V_F
- スイッチングスピードが非常に速い
Super high speed switching.
- プレーナー技術による高信頼性
High reliability by planer design.

■用途：Applications

- 高速電力スイッチング
High speed power switching.

■表示：Marking



■定格と特性：Maximum Ratings and Characteristics

●絶対最大定格：Absolute Maximum Ratings

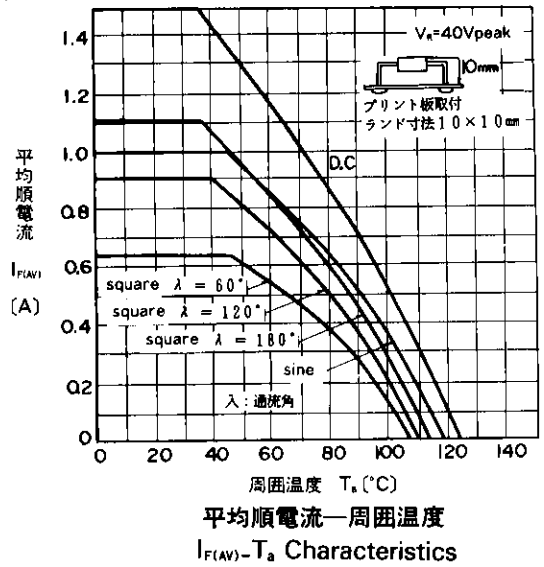
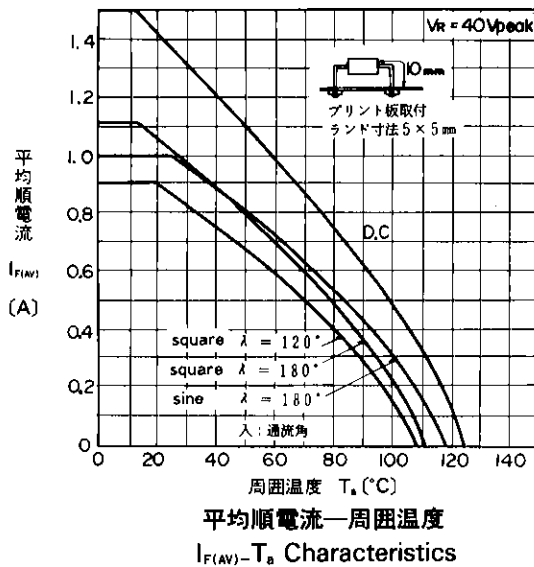
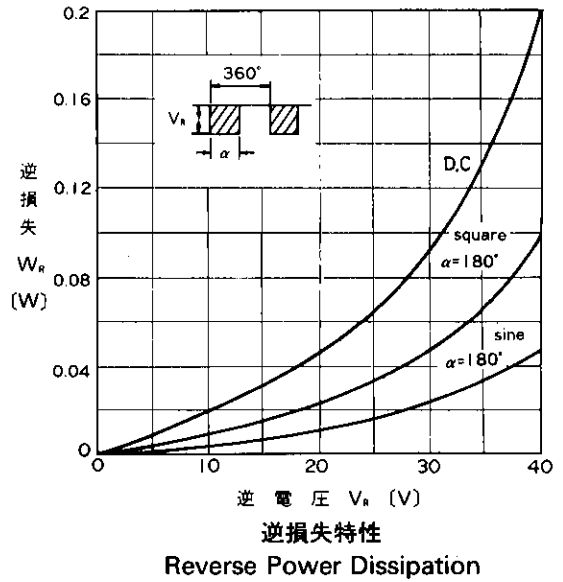
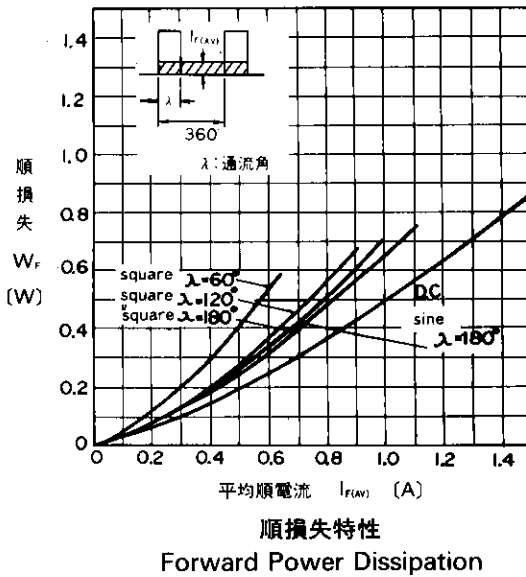
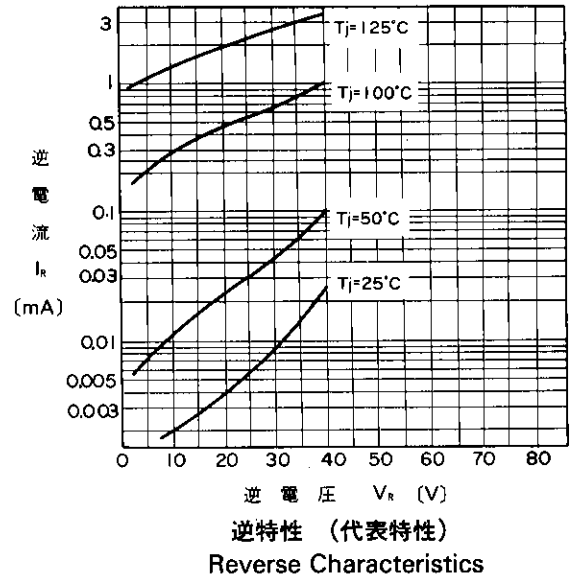
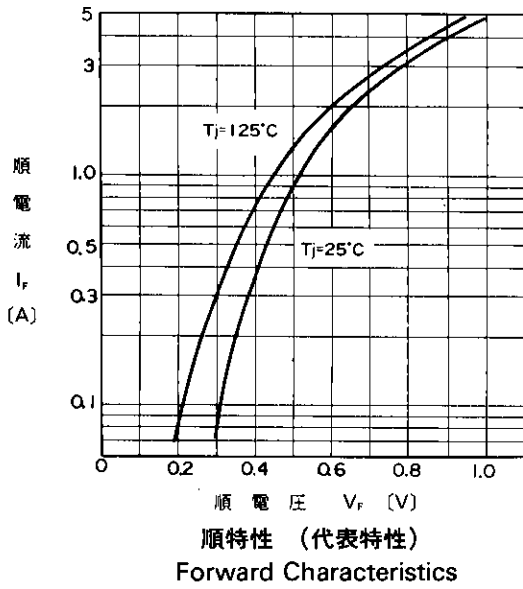
| Items | Symbols | Conditions | Ratings | Units |
|-----------------------------------------------|-------------|-------------------------------------------------------|------------|------------------|
| ピーク繰り返し逆電圧 Repetitive Peak Reverse Voltage | V_{RRM} | | 40 | V |
| 平均順電流 Average Forward Current | $I_{F(AV)}$ | 正弦波 duty = 1/2, $T_a = 25^\circ\text{C}$ Sine wave | 1.0 | A |
| サージ電流 Surge Current | I_{FSM} | 正弦波 10ms Sine wave | 50 | A |
| 接合温度 Operating Junction Temperature | T_j | | -40 ~ +125 | $^\circ\text{C}$ |
| 保存温度 Storage Temperature | T_{stg} | | -40 ~ +125 | $^\circ\text{C}$ |

●電気的特性(特に指定がない限り周囲温度 $T_a = 25^\circ\text{C}$ とする)

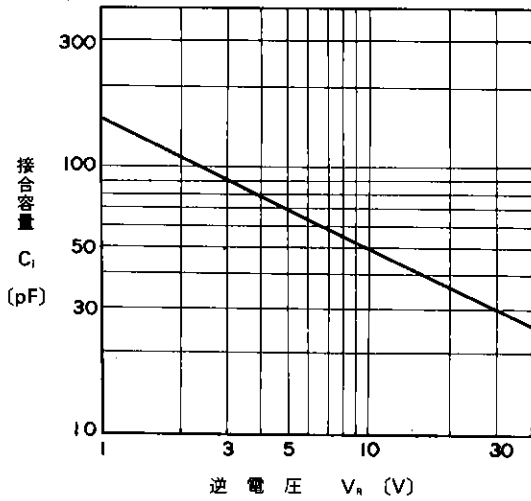
Electrical Characteristics ($T_a = 25^\circ\text{C}$ Unless otherwise specified)

| Items | Symbols | Conditions | Max. | Units |
|-----------------------------|-----------|------------------------|------|-------|
| 順電圧 Forward Voltage Drop | V_{FM} | $I_{FM} = 1.0\text{A}$ | 0.55 | V |
| 逆電流 Reverse Current | I_{RRM} | $V_R = V_{RRM}$ | 2.0 | mA |

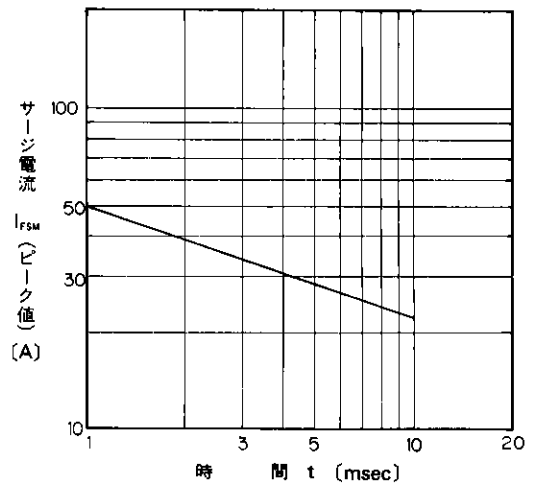
■特性曲線：Characteristics



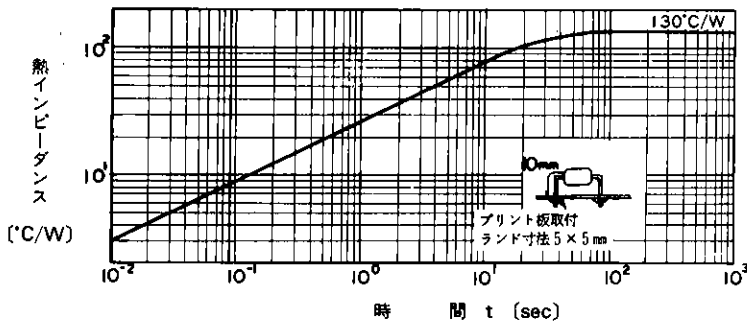
A



接合容量特性 (代表特性)
Junction Capacitance Characteristics



サージ電流耐量
Surge Capability



過渡熱インピーダンス
Transient Thermal Impedance

For more information, contact:

Collmer Semiconductor, Inc.

P.O. Box 702708

Dallas, TX 75370

972-233-1589

972-233-0481 Fax

<http://www.collmer.com>