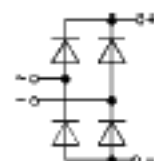


Miniature Bridge Rectifiers

SKB B ... C 3200/2200
SKBa B ... C 3200/2200



Features

- Compact plastic package with in-line terminals
- High blocking voltage
- SKBa with avalanche characteristics
- Plastic material used for carries Underwriters Laboratories flammability classification 94 V-0

Typical Applications

- Internal power supplies for electronic equipment
- DC power supplies
- Control equipment
- TV sets
- Avalanche types for inductive loads:
Solenoids,
Motor brakes

V _{RSM} V _{RRM}	V _{V RMS}	I _D (T _{amb} = 45 °C) 4 A		
		Types	C _{max} μF	R _{min} Ω
100	40	SKB B 40 C3200/2200	10000	0,25
400	125	SKB B 80 C3200/2200	3000	0,8
800	250	SKB B 250 C3200/2200	1700	1,8
900	380	SKB B 380 C3200/2200	1800	2,4
1200	500	SKB B 500 C3200/2200	800	3
V _{(BR)min} V	V _{V RMS} V	Avalanche Type		
1300	500	SKBa B 500 C3200/2200	800	3

Symbol	Conditions	SKB... SKBa ...	Units
I _D	T _{amb} = 45 °C; isolated ¹⁾ chassis ²⁾	2,7 4,0	A A
I _{DCL}	T _{amb} = 45 °C; isolated ¹⁾ chassis ²⁾	2,2 3,2	A A
I _{FSM}	T _{Vj} = 25 °C, 10 ms T _{Vj} = 150 °C, 10 ms	115 100	A A
i ² t	T _{Vj} = 25 °C, 8,3...10 ms T _{Vj} = 150 °C, 8,3...10 ms	66 50	A ² s A ² s
P _{FSM}	t _p = 10 μs; avalanche type	2000	W
V _F	T _{Vj} = 25 °C; I _F = 10 A	1,25	V
V _(TO)	T _{Vj} = 150 °C	0,85	V
r _T	T _{Vj} = 150 °C	24	mΩ
I _{RD}	T _{Vj} = 25 °C; V _{RD} = V _{RRM} = 100 V ≥ 400 V V _{RD} = V _{(BR)min}	20 5 5	μA μA μA
	T _{Vj} = 150 °C; V _{DR} = V _{RRM} = 100 V ≥ 400 V	1 0,6	mA mA
t _r	T _{Vj} = 25 °C	typ. 10	μs
f _G		2000	Hz
R _{thja}	isolated ¹⁾ chassis ²⁾	22 15	°C/W °C/W
T _{Vj}		-40...+150	°C
T _{stg}		-55...+150	°C
RC	P _R = 1 W	20...50 10	Ω nF
F _u		4	A
w		10	g
Case		G 5	

1) Freely suspended or mounted on an insulator

2) Mounted on a painted metal sheet of min. 250 x 250 x 1 mm

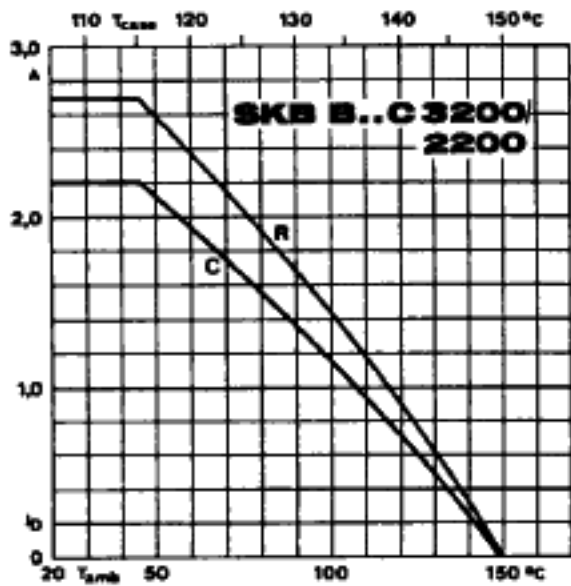


Fig. 1 Rated output current vs. ambient temperature

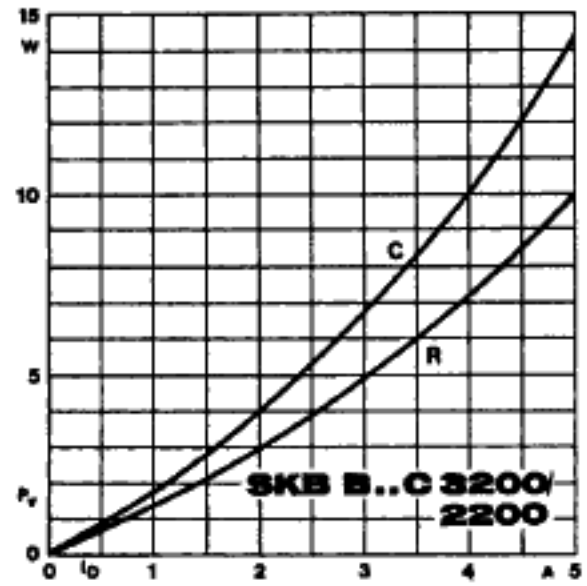


Fig. 2 Power dissipation vs. output current

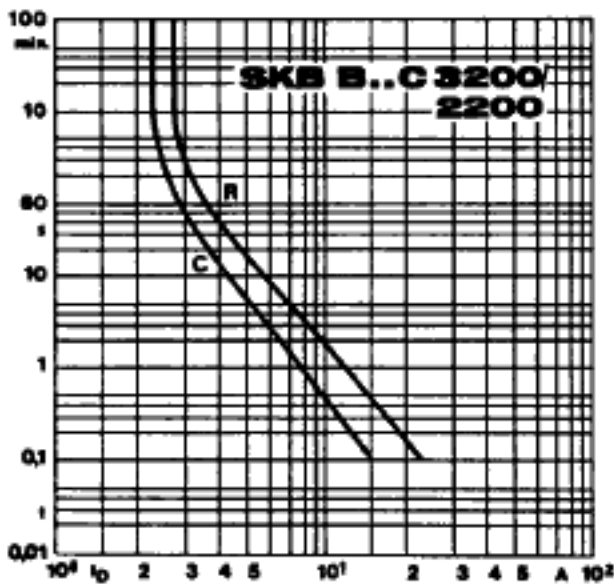


Fig. 6 Rated overload current vs. time



Fig. 7 Rated reverse power dissipation vs. time

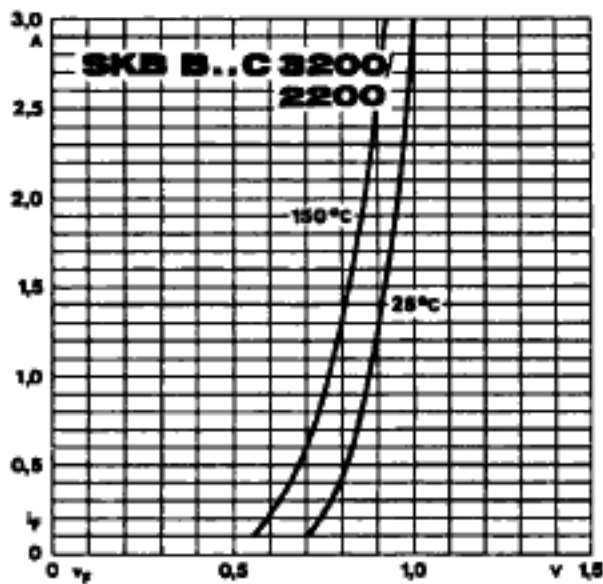
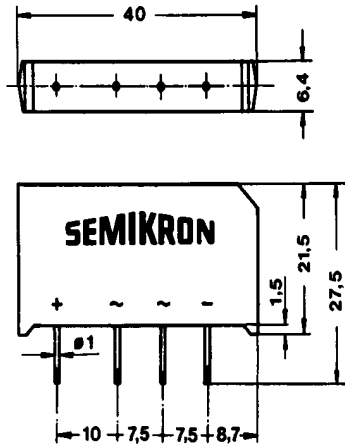


Fig. 9 Forward characteristics of a single diode

SKB B . . . C 3200/2200
SKBa B . . . C 3200/2200
Case G 5



Dimensions in mm

No. 3233 2500

