

CDBA220 Thru CDBA2100

Reverse Voltage: 20 - 100 Volts
Forward Current: 2.0 Amp

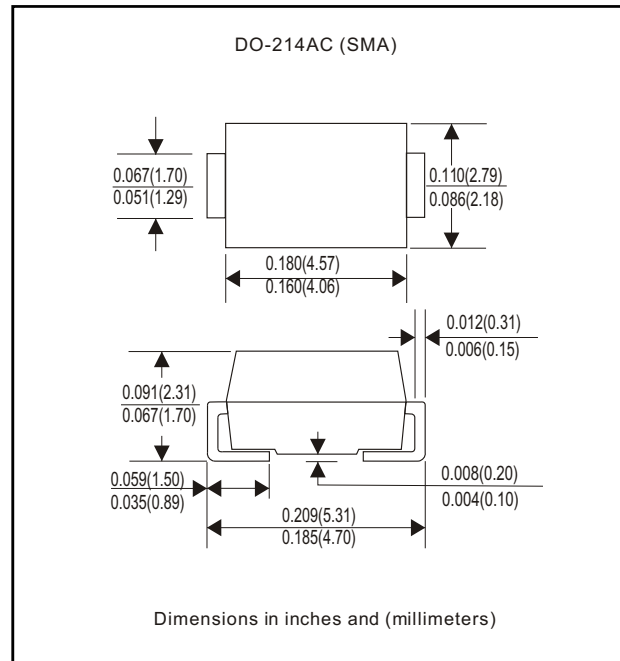


Features

- Ideal for surface mount applications
- Easy pick and place
- Plastic package has Underwriters Lab. flammability classification 94V-0
- Built-in strain relief
- Low forward voltage drop

Mechanical Data

- Case: JEDEC DO-214AC molded plastic
- Terminals: solderable per MIL-STD-750, method 2026
- Polarity: Color band denotes cathode end
- Mounting position: Any
- Approx. Weight: 0.064 gram



Maximum Ratings and Electrical Characteristics

Parameter	Symbol	CDBA220	CDBA240	CDBA260	CDBA2100	Unit
Max. Repetitive Peak Reverse Voltage	V _{RRM}	20	40	60	100	V
Max. DC Blocking Voltage	V _{DC}	20	40	60	100	V
Max. RMS Voltage	V _{RMS}	14	28	42	70	V
Peak Surge Forward Current 8.3ms single half-sine-wave superimposed on rated load (JEDEC method)	I _{FSM}	50				A
Max. Average Forward Current	I _O	2.0				A
Max. Instantaneous Forward Current at 2.0 A	V _F	0.50		0.70	0.85	V
Max. DC Reverse Current at Rated DC Blocking Voltage T _a =25°C T _a =100°C	I _R	0.5				mA
		20		10		
Max. Thermal Resistance (Note 1)	R _{θJA}	75				°C/W
	R _{θJL}	17				
Operating Junction temperature	T _j	-50 to +125				°C
Storage Temperature	T _{STG}	-65 to +150				°C

Note 1: Thermal resistance from junction to ambient and junction to lead P.C.B. Mounted on 0.2 x 0.2 copper pad areas

Rating and Characteristic Curves (CDBA220 Thru CDBA2100)

Fig. 1 - Reverse Characteristics

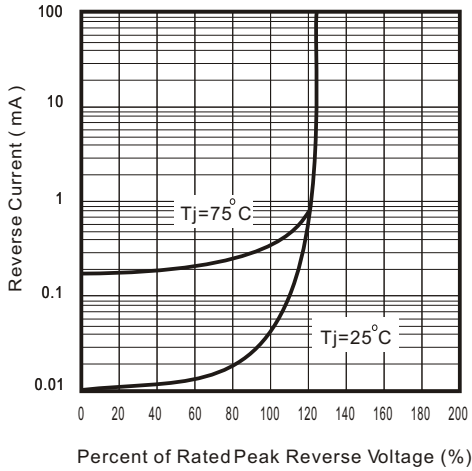


Fig. 2 - Forward Characteristics

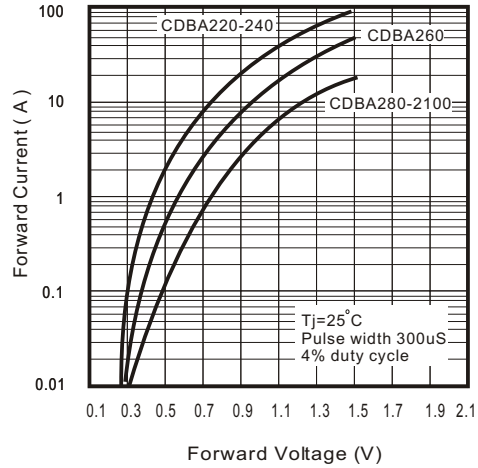


Fig. 3 - Junction Capacitance

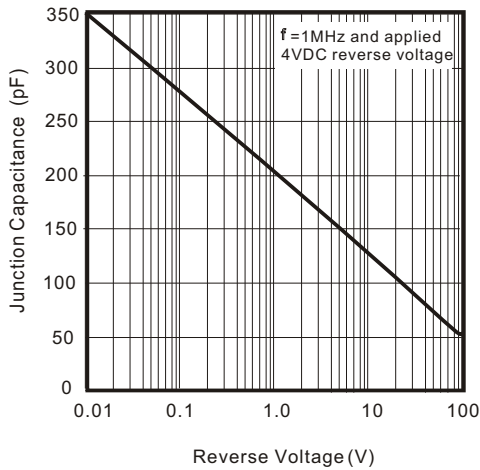


Fig. 4 - Current Derating Curve

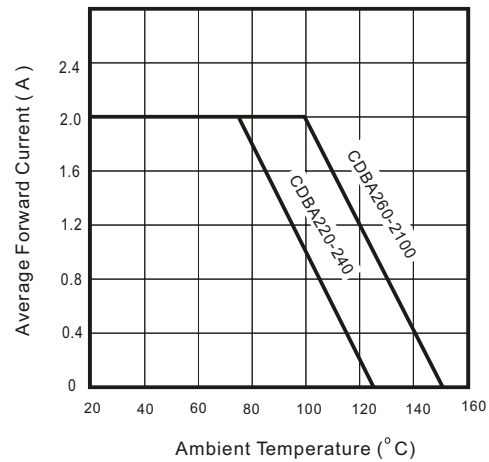


Fig. 5 - Non Repetitive Forward Surge Current

