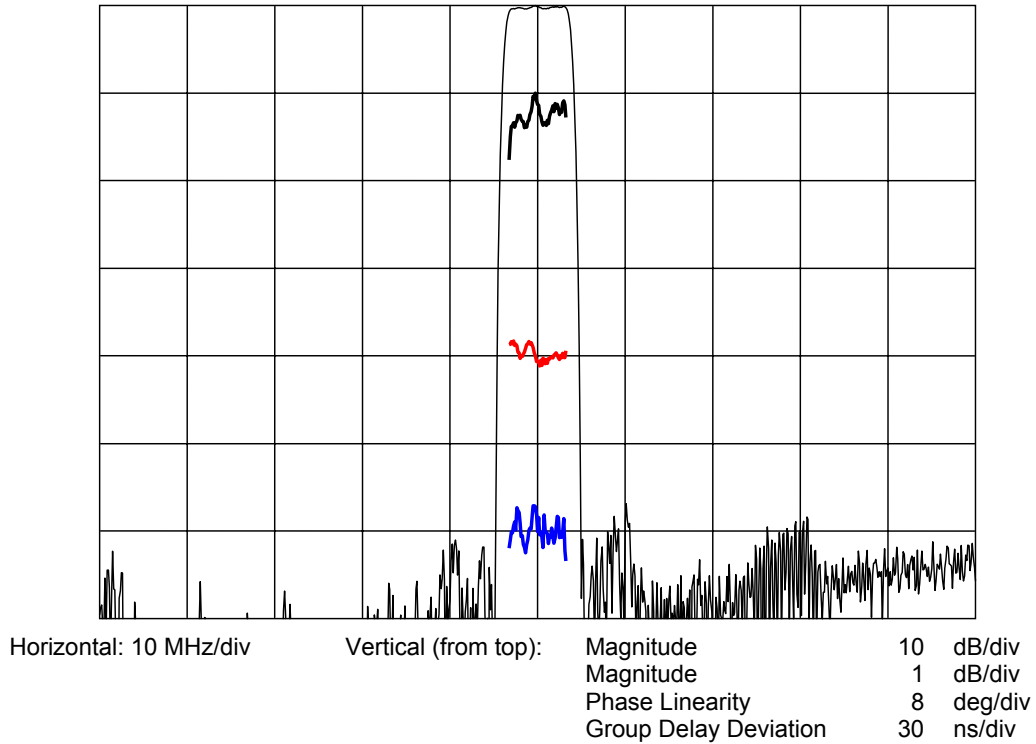




TYPICAL PERFORMANCE



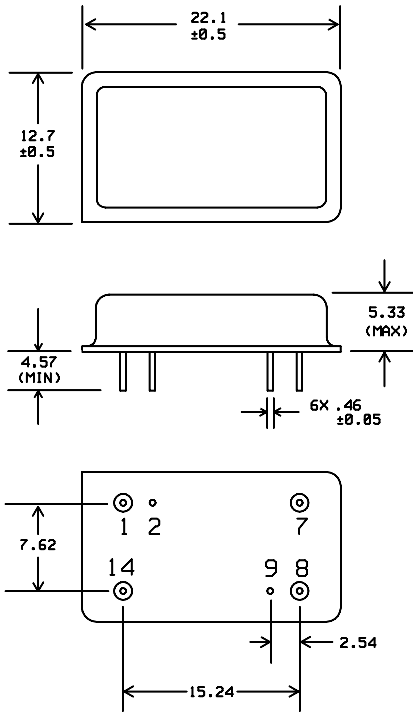
SPECIFICATION

Parameter	Min.	Typ.	Max.	Units.
Center Frequency (Fc) ¹	69.9	70.0	70.1	MHz
Insertion Loss at Fc		20.3	22	dB
1 dB Bandwidth ²	6.5	6.8		MHz
3 dB Bandwidth	7	7.3		MHz
40 dB Bandwidth		9.3	9.7	MHz
Passband Ripple ³		0.3	0.8	dB p-p
Phase Ripple		2	4	deg p-p
Group Delay Ripple		50	60	ns p-p
Absolute Delay		2.2		us
Rejection (20 – 64 MHz)	50	60		dB
Rejection (76 - 105 MHz)	50	60		dB
Substrate Material	YZ Lithium Niobate			
Ambient Temperature		25		° C

- Notes:
1. Average of the lower and upper 3 dB band edge frequencies.
 2. Relative to level at Fc.
 3. Excludes band edge transitions.
 4. A smoothing aperture of 250 kHz may be applied to Group Delay Ripple measurement



PACKAGE OUTLINE

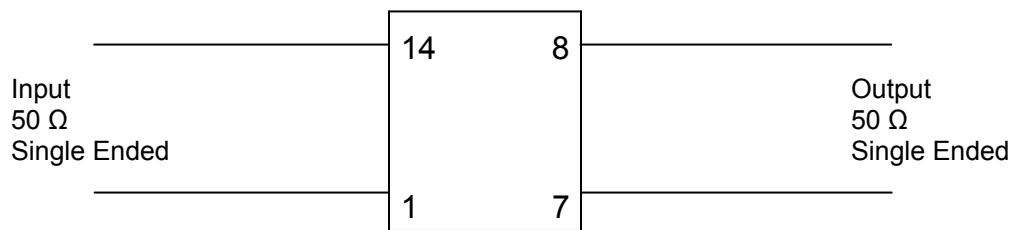


Units: mm

Pin Configuration:

Input: 14
Input Return: 1
Output: 8
Output Return: 7
Ground: 2, 9

MATCHING CIRCUIT



Note

- External matching components are not required.

ISO 9001
Registered