

**SANYO**

No.2855A

**DSK10**Diffused Junction Type Silicon Diode  
Designed for 5mm-pitch Automatic Insertion**1.0A Power Rectifier****Features**

- Designed for 5mm-pitch automatic insertion.
- Small plastic molded structure (3mm body).
- Peak reverse voltage : 100 to 1000V.
- Average rectified current : 1.0A.

**Absolute Maximum Ratings at  $T_a = 25^\circ\text{C}$** 

			DSK10B	DSK10E	unit
Peak Reverse Voltage	$V_{RM}$		100	400	V
Average Rectified Current	$I_O$		→	1.0	A
Surge Forward Current	$I_{FSM}$	50Hz sine wave, 1 cycle	→	45	A
Junction Temperature	$T_j$		→	150	$^\circ\text{C}$
Storage Temperature	$T_{stg}$		→	-40 to +150	$^\circ\text{C}$

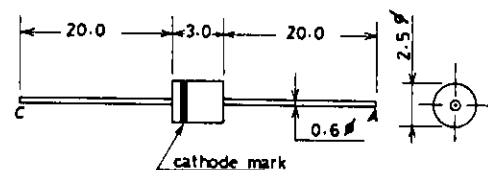
			DSK10G	DSK10L	unit
Peak Reverse Voltage	$V_{RM}$		600	1000	V
Average Rectified Current	$I_O$	$T_a = 50^\circ\text{C}$	→	1.0	A
Surge Forward Current	$I_{FSM}$	50Hz sine wave, 1 cycle	→	30	A
Junction Temperature	$T_j$		→	150	$^\circ\text{C}$
Storage Temperature	$T_{stg}$		→	-40 to +150	$^\circ\text{C}$

**Electrical Characteristics at  $T_a = 25^\circ\text{C}$** 

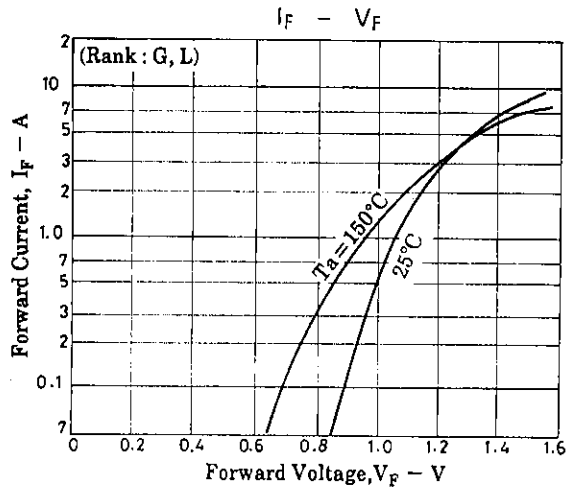
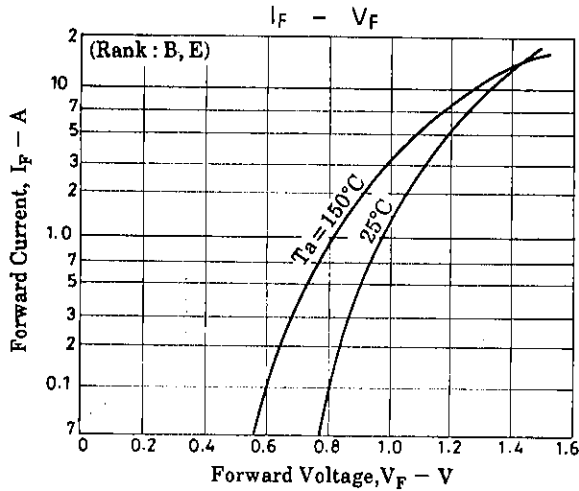
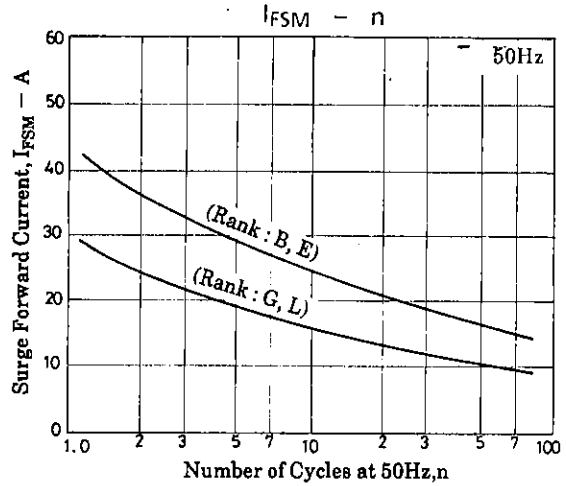
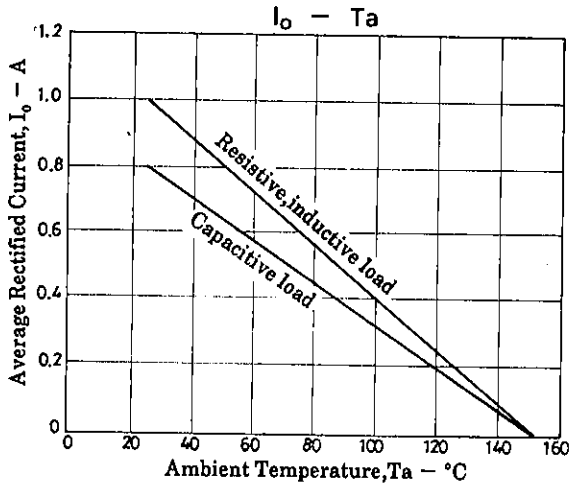
			min	typ	max	unit
Forward Voltage	$V_F$	$I_F = 1.0\text{A (B,E)}$			1.1	V
		$I_F = 1.0\text{A (G,L)}$			1.2	V
Reverse Current	$I_R$	$V_R$ : At each $V_{RM}$			10	$\mu\text{A}$

**Package Dimensions 1168**

(unit : mm)

C: Cathode  
A: Anode**SANYO Electric Co., Ltd. Semiconductor Business Headquarters**

TOKYO OFFICE Tokyo Bldg., 1-10, 1 Chome, Ueno, Taito-ku, TOKYO, 110 JAPAN



- No products described or contained herein are intended for use in surgical implants, life-support systems, aerospace equipment, nuclear power control systems, vehicles, disaster/crime-prevention equipment and the like, the failure of which may directly or indirectly cause injury, death or property loss.
- Anyone purchasing any products described or contained herein for an above-mentioned use shall:
  - ① Accept full responsibility and indemnify and defend SANYO ELECTRIC CO., LTD., its affiliates, subsidiaries and distributors and all their officers and employees, jointly and severally, against any and all claims and litigation and all damages, cost and expenses associated with such use.
  - ② Not impose any responsibility for any fault or negligence which may be cited in any such claim or litigation on SANYO ELECTRIC CO., LTD., its affiliates, subsidiaries and distributors or any of their officers and employees jointly or severally.
- Information (including circuit diagrams and circuit parameters) herein is for example only; it is not guaranteed for volume production. SANYO believes information herein is accurate and reliable, but no guarantees are made or implied regarding its use or any infringements of intellectual property rights or other rights of third parties.

This catalog provides information as of September, 1995. Specifications and information herein are subject to change without notice.