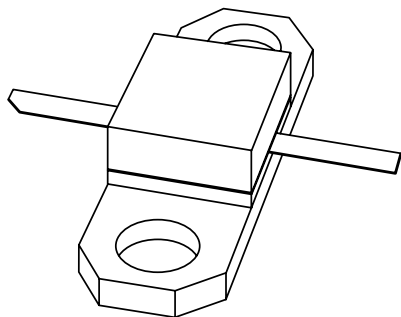


DATA SHEET



LLE18040X NPN microwave power transistor

Product specification
Supersedes data of September 1994

1999 Apr 22

NPN microwave power transistor

LLE18040X

FEATURES

Diffused emitter ballasting resistors providing excellent current sharing and withstanding a high VSWR

- Interdigitated structure provides high emitter efficiency
- Gold metallization realizes very good stability of the characteristics and excellent lifetime
- Multicell geometry gives good balance of dissipated power and low thermal resistance
- Internal input prematching ensures good stability and allows an easier design of wideband circuits.

APPLICATION

Intended for use in common emitter, class AB amplifiers in CW conditions for professional applications between 1.7 GHz and 2 GHz.

DESCRIPTION

NPN silicon planar epitaxial microwave power transistor in a SOT437A glued cap metal ceramic flange package, with emitter connected to flange.

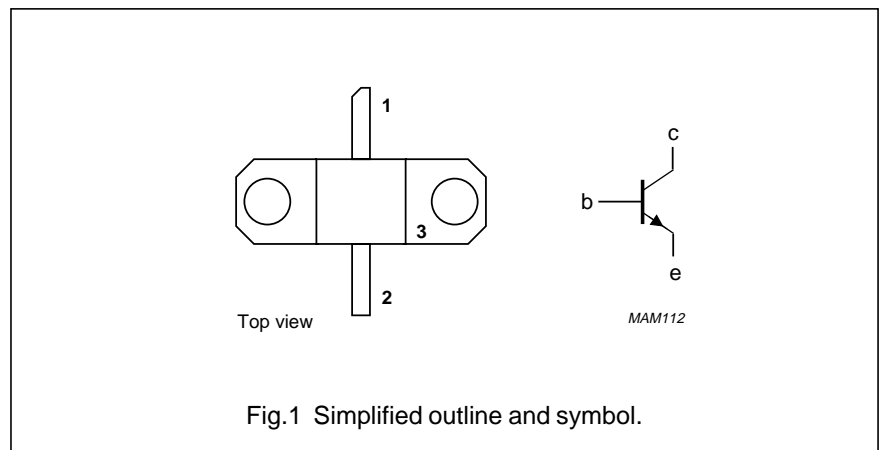
QUICK REFERENCE DATA

Microwave performance up to $T_{mb} = 25\text{ }^{\circ}\text{C}$ in a common emitter class AB amplifier.

MODE OF OPERATION	f (GHz)	V _{CE} (V)	I _{CQ} (A)	P _{L1} (W)	G _{po} (dB)	η _c (%)	Z _i ; Z _L (Ω)
Class AB (CW)	1.85	24	0.04	≥4	≥8.5	typ. 48	see Figs 8 and 9

PINNING - SOT437A

PIN	DESCRIPTION
1	collector
2	base
3	emitter connected to flange



WARNING

Product and environmental safety - toxic materials

This product contains beryllium oxide. The product is entirely safe provided that the BeO disc is not damaged. All persons who handle, use or dispose of this product should be aware of its nature and of the necessary safety precautions. After use, dispose of as chemical or special waste according to the regulations applying at the location of the user. It must never be thrown out with the general or domestic waste.

NPN microwave power transistor

LLE18040X

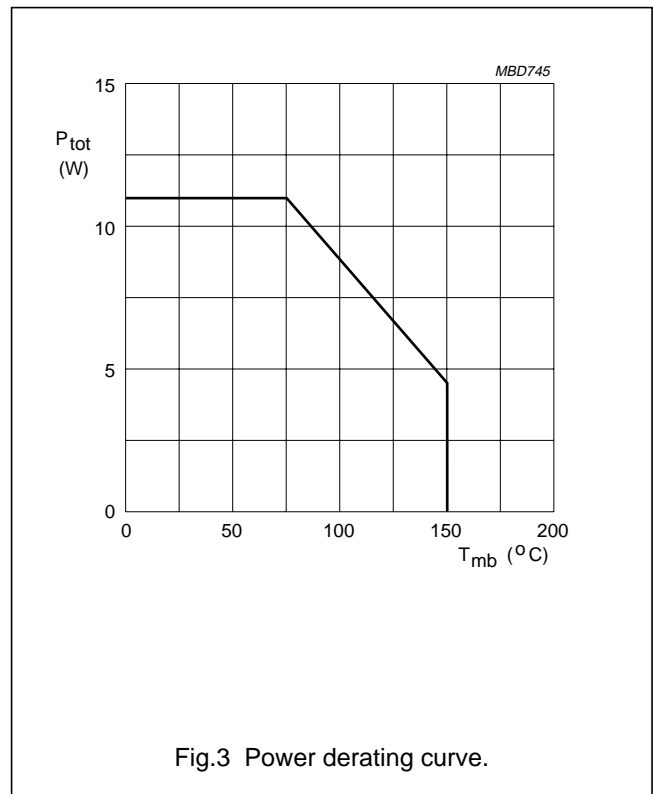
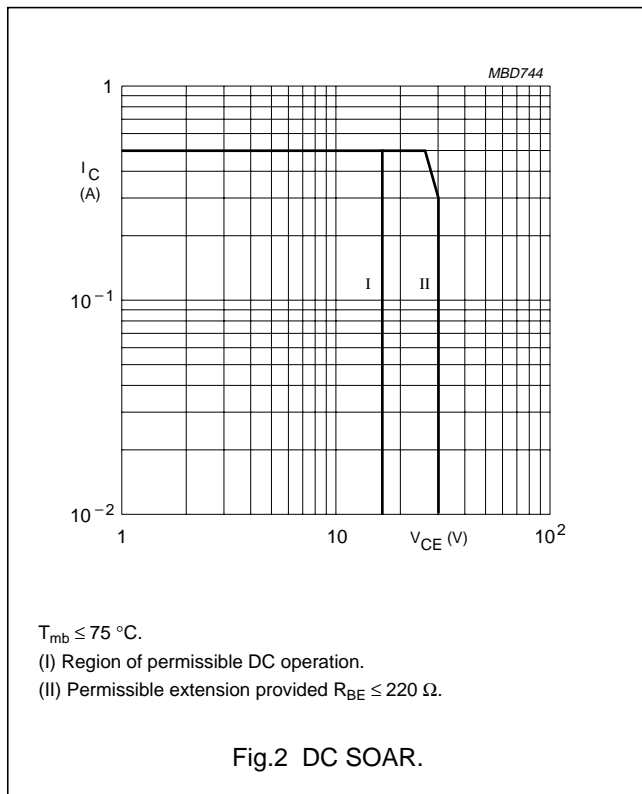
LIMITING VALUES

In accordance with the Absolute Maximum Rating System (IEC 134).

SYMBOL	PARAMETER	CONDITIONS	MIN.	MAX.	UNIT
V _{CBO}	collector-base voltage	open emitter	–	45	V
V _{CER}	collector-emitter voltage	R _{BE} = 220 Ω	–	30	V
V _{CEO}	collector-emitter voltage	open base	–	15	V
V _{EBO}	emitter-base voltage	open collector	–	3	V
I _C	collector current (DC)		–	0.5	A
P _i	input power	f = 1.85 GHz; V _{CE} = 24 V; class AB	–	1	W
P _{tot}	total power dissipation	T _{mb} = 75 °C	–	11	W
T _{stg}	storage temperature		–65	+150	°C
T _j	junction temperature		–	200	°C
T _{sld}	soldering temperature	t ≤ 10 s; 1	–	235	°C

Note

- Up to 0.2 mm from ceramic.



NPN microwave power transistor

LLE18040X

THERMAL CHARACTERISTICS

SYMBOL	PARAMETER	CONDITIONS	MAX.	UNIT
$R_{th\ j-mb}$	thermal resistance from junction to mounting base	$T_j = 100\ ^\circ\text{C}$	8.5	K/W
$R_{th\ mb-h}$	thermal resistance from mounting base to heatsink		0.2	K/W

CHARACTERISTICS

$T_{mb} = 25\ ^\circ\text{C}$ unless otherwise specified.

SYMBOL	PARAMETER	CONDITIONS	MIN.	MAX.	UNIT
I_{CBO}	collector cut-off current	$I_E = 0; V_{CB} = 20\ \text{V}$	–	75	μA
$V_{(BR)CER}$	collector-emitter breakdown voltage	$I_C = 1\ \text{mA}; R_{BE} = 220\ \Omega$	30	–	V
$V_{(BR)CBO}$	collector-base breakdown voltage	$I_C = 1\ \text{mA}$	45	–	V
$V_{(BR)EBO}$	emitter-base breakdown voltage	$I_E = 1\ \text{mA}$	3	–	V
h_{FE}	DC current gain	$I_C = 0.25\ \text{A}; V_{CE} = 5\ \text{V}$	15	100	

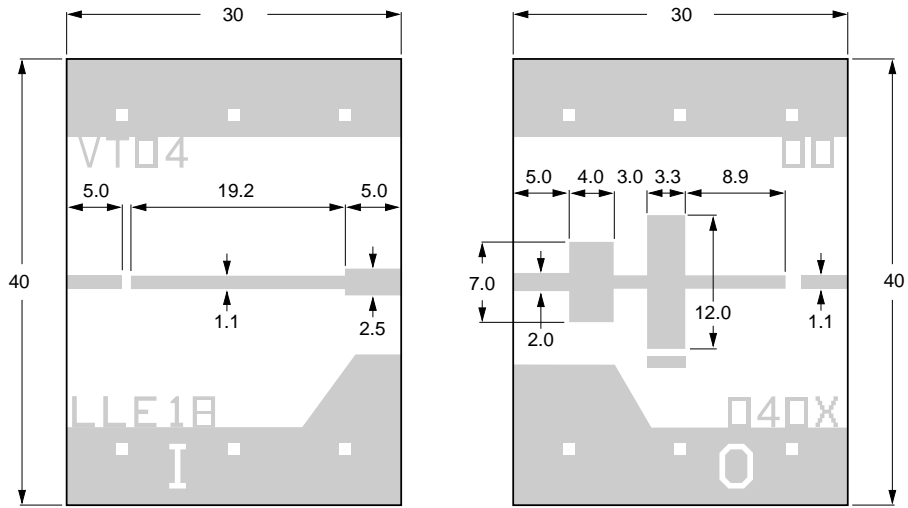
APPLICATION INFORMATION

Microwave performance up to $T_{mb} = 25\ ^\circ\text{C}$ in a common emitter class AB amplifier.

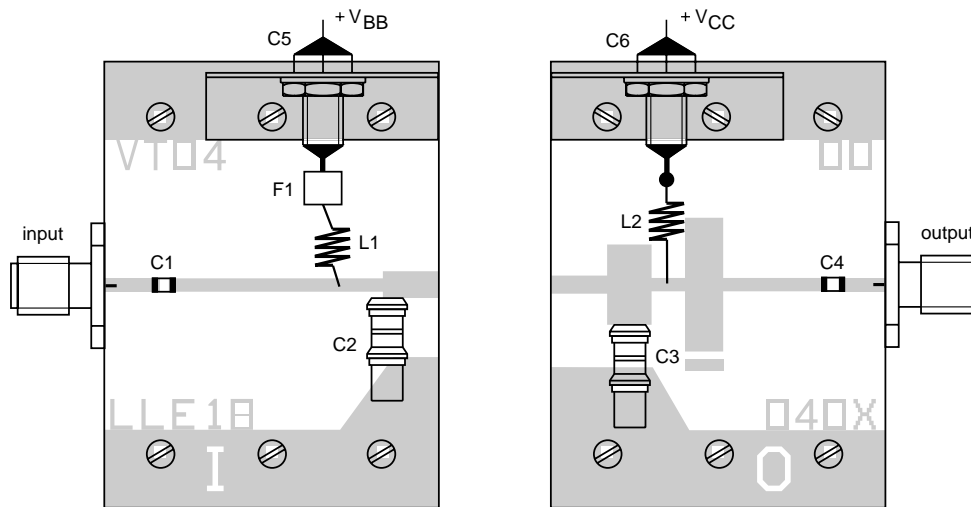
MODE OF OPERATION	f (GHz)	V_{CE} (V)	I_{CQ} (A)	P_{L1} (W)	G_{po} (dB)	η_c (%)	$Z_i; Z_L$ (Ω)
Class AB (CW)	1.85	24	0.04	≥ 4 typ. 5.5	≥ 8.5 typ. 9.5	typ. 48	see Figs 8 and 9

NPN microwave power transistor

LLE18040X



MBD756



MBD757

The test circuit is split into two independent halves, each being 30 x 40 mm in size.
 Dimensions in mm.
 Substrate: Teflon fibreglass.
 Thickness: 0.4 mm.
 Permittivity: $\epsilon_r = 2.55$.

Fig.4 Prematching test circuit board.

NPN microwave power transistor

LLE18040X

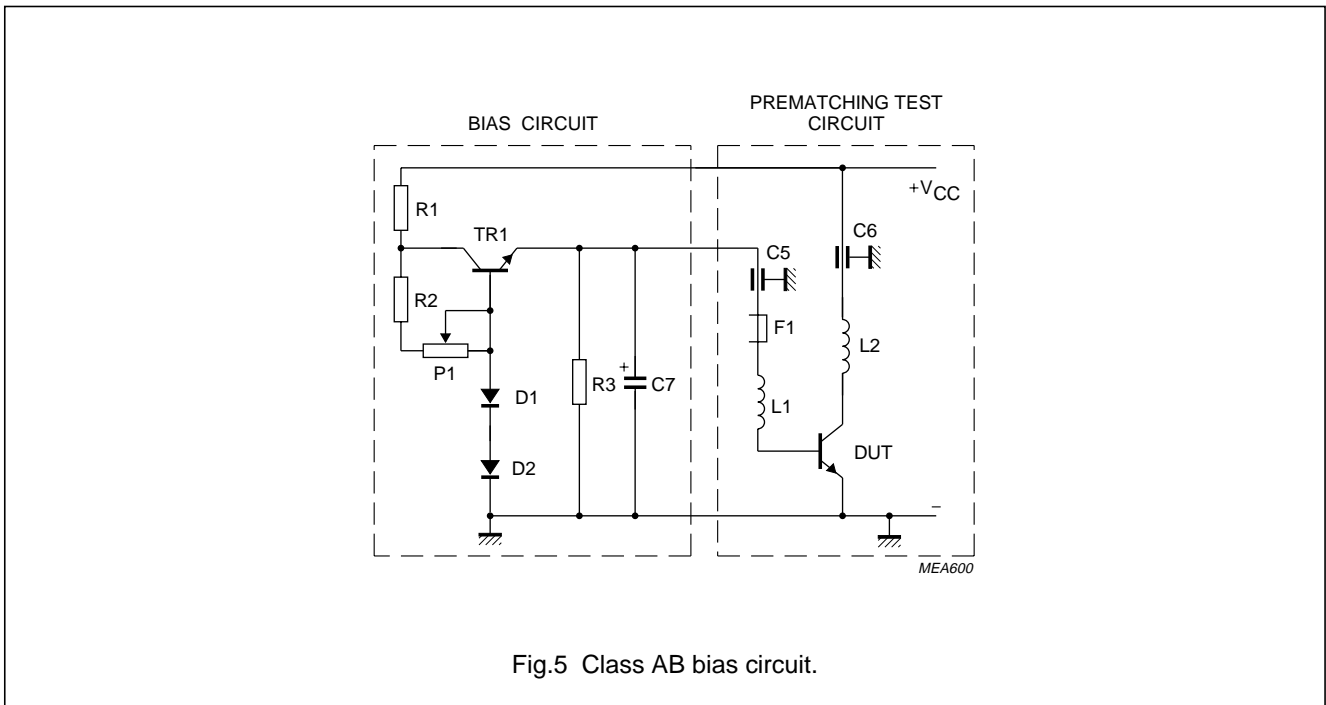


Fig.5 Class AB bias circuit.

List of components (see Figs 4 and 5).

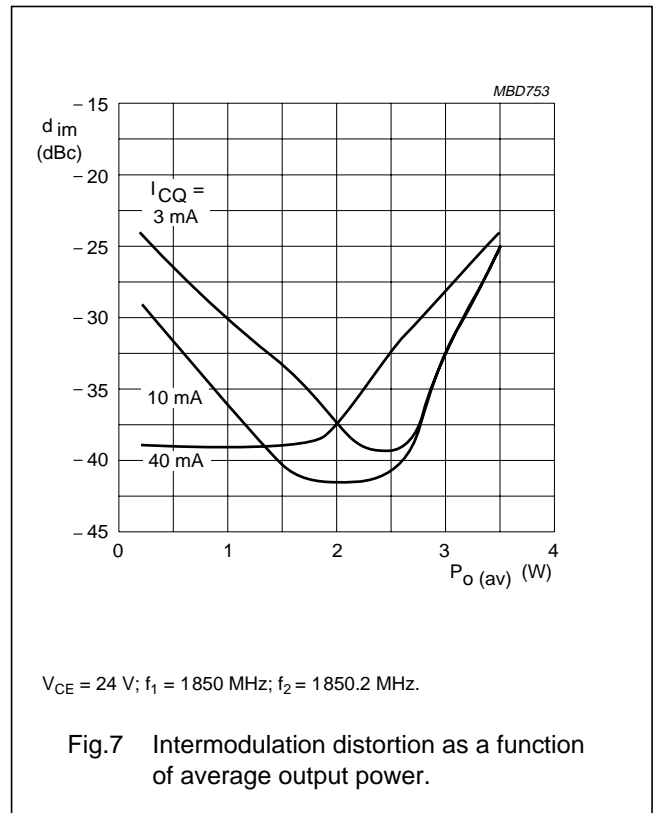
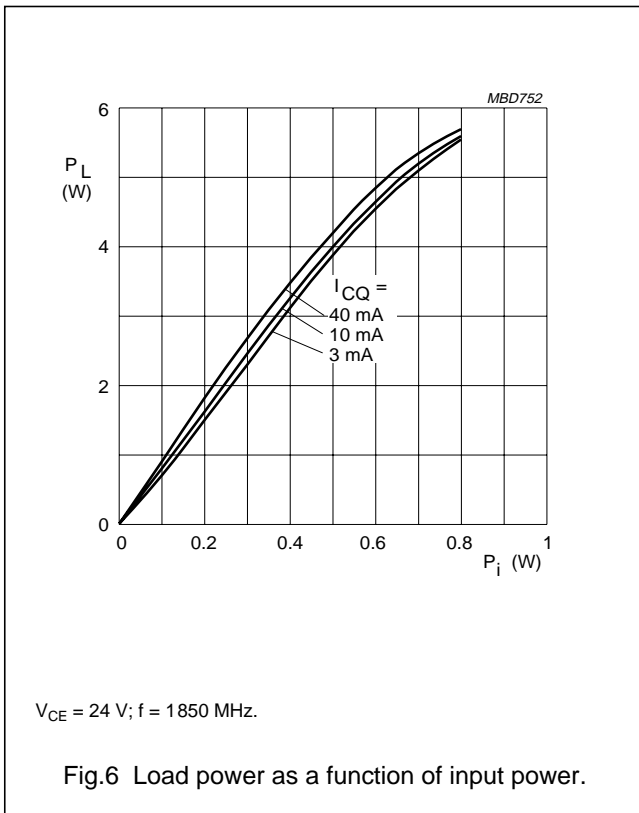
COMPONENT	DESCRIPTION	VALUE	ORDERING INFORMATION
TR1	transistor, BDT239 or equivalent		
C1, C4	DC blocking chip capacitor	100 pF	ATC 100A101kp
C2, C3	trimmer capacitor	0.5 to 5.0 pF	Tekelec 727-1 SL
C5, C6	feedthrough bypass capacitor	1500 pF	Erie 1250-003
C7	electrolytic capacitor	10 μ F, >30 V	
D1	diode BY239 or equivalent; 1		
D2	diode BY239 or equivalent; 2		
L1	4 turns 0.5 mm copper wire; internal diameter = 2 mm		
L2	3 turns 0.5 mm copper wire; internal diameter = 2 mm		
P1	linear potentiometer	4.7 k Ω	
R1	resistor	100 Ω , 0.25 W	
R2	resistor	1.5 k Ω , 0.25 W	
R3	resistor	56 Ω , 0.25 W	
F1	ferrite bead		Philips tube, 12NC = 4330 030 43081 4.2 x 2.2 x 3.2 mm (4B1)

Notes

1. In thermal contact with TR1.
2. In thermal contact with DUT.

NPN microwave power transistor

LLE18040X



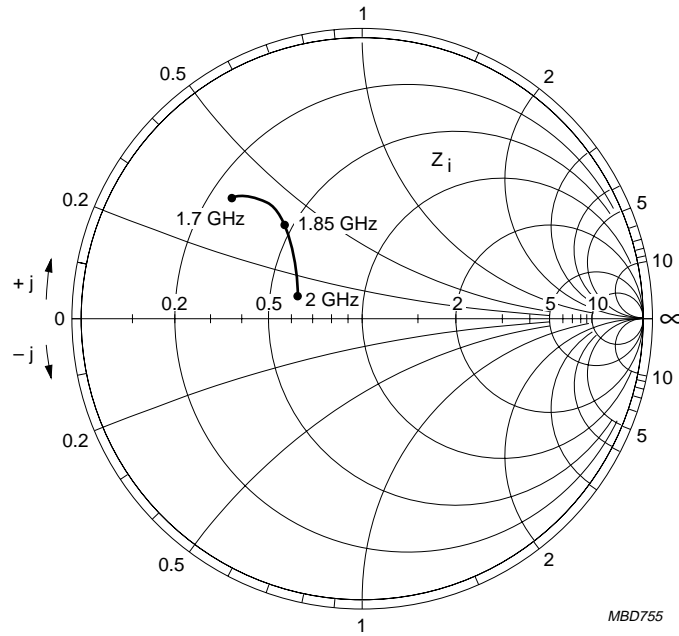
Input and optimum load impedances.

$V_{CE} = 24$ V; $I_{CQ} = 40$ mA (see Figs 8 and 9); typical values at $P_L = P_{L1}$.

f (GHz)	Z_i (Ω)	Z_L (Ω)
1.70	13.0 + j17.5	5.2 + j6.4
1.75	15.5 + j17.8	5.0 + j6.0
1.80	18.6 + j17.6	4.8 + j5.5
1.85	22.1 + j16.5	4.7 + j5.1
1.90	25.7 + j14.0	4.5 + j4.6
1.95	28.5 + j10.0	4.4 + j4.2
2.00	29.8 + j4.9	4.3 + j3.8

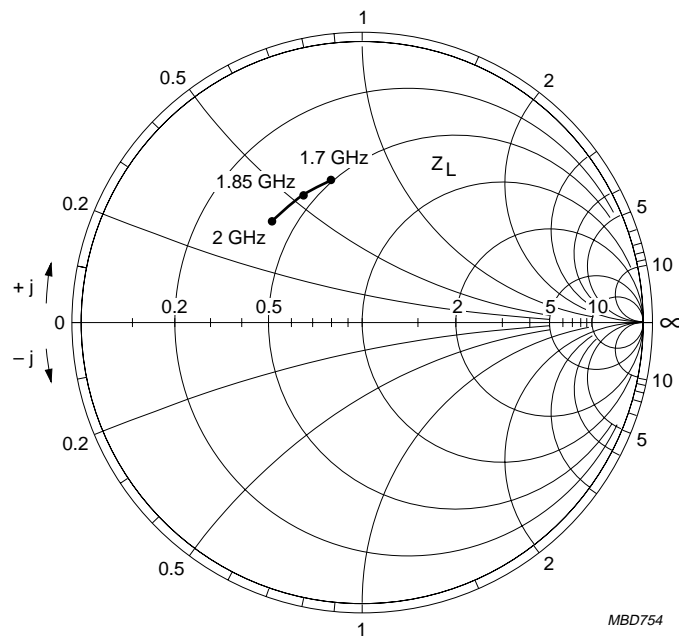
NPN microwave power transistor

LLE18040X



$V_{CE} = 24 \text{ V}; Z_0 = 50 \Omega; I_{CQ} = 40 \text{ mA}.$

Fig.8 Input impedance as a function of frequency; typical values at $P_L = P_{L1}$.



$V_{CE} = 24 \text{ V}; Z_0 = 10 \Omega; I_{CQ} = 40 \text{ mA}.$

Fig.9 Optimum load impedance as a function of frequency; typical values at $P_L = P_{L1}$.

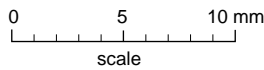
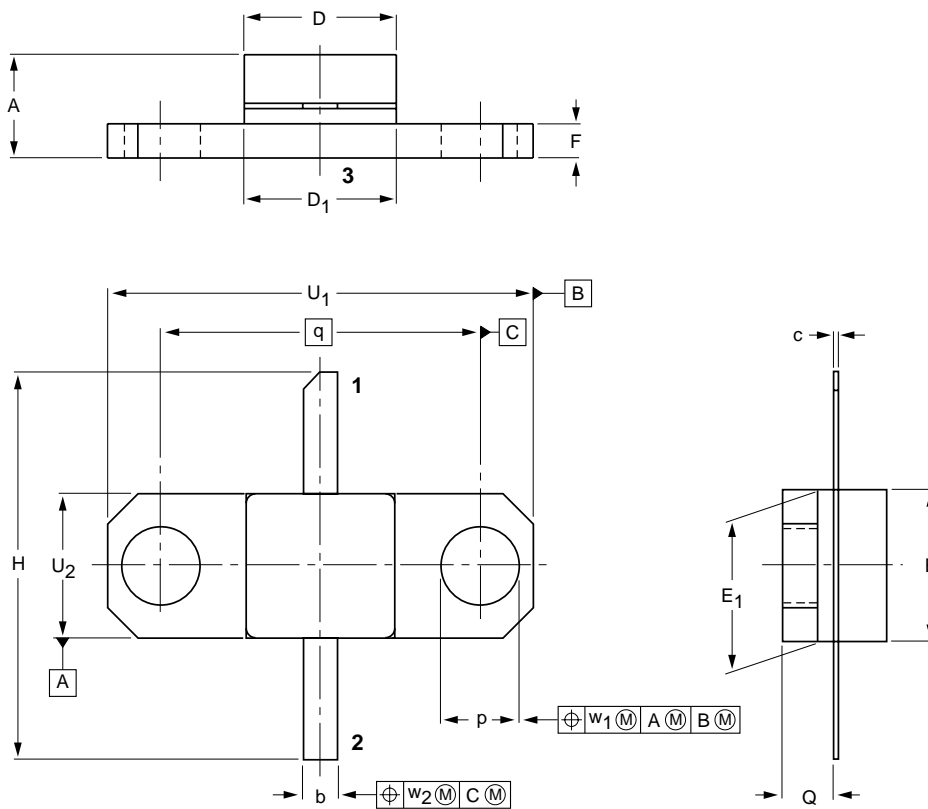
NPN microwave power transistor

LLE18040X

PACKAGE OUTLINE

Flanged ceramic package; 2 mounting holes; 2 leads

SOT437A



DIMENSIONS (millimetre dimensions are derived from the original inch dimensions)

UNIT	A	b	c	D	D ₁	E	E ₁	F	H	p	Q	q	U ₁	U ₂	w ₁	w ₂
mm	4.98 4.32	1.66 1.40	0.13 0.08	6.48 6.22	6.48 6.22	6.48 6.22	6.48 6.22	1.65 1.40	17.02 16.00	3.43 3.18	2.29 2.03	14.22	19.02 18.77	6.48 6.22	0.25	0.51
inches	0.196 0.170	0.065 0.055	0.005 0.003	0.255 0.245	0.255 0.245	0.255 0.245	0.255 0.245	0.065 0.055	0.67 0.63	0.135 0.125	0.90 0.80	0.560	0.749 0.739	0.255 0.245	0.010	0.020

OUTLINE VERSION	REFERENCES			EUROPEAN PROJECTION	ISSUE DATE
	IEC	JEDEC	EIAJ		
SOT437A					99-03-29

NPN microwave power transistor

LLE18040X

DEFINITIONS

Data Sheet Status	
Objective specification	This data sheet contains target or goal specifications for product development.
Preliminary specification	This data sheet contains preliminary data; supplementary data may be published later.
Product specification	This data sheet contains final product specifications.
Limiting values	
Limiting values given are in accordance with the Absolute Maximum Rating System (IEC 134). Stress above one or more of the limiting values may cause permanent damage to the device. These are stress ratings only and operation of the device at these or at any other conditions above those given in the Characteristics sections of the specification is not implied. Exposure to limiting values for extended periods may affect device reliability.	
Application information	
Where application information is given, it is advisory and does not form part of the specification.	

LIFE SUPPORT APPLICATIONS

These products are not designed for use in life support appliances, devices, or systems where malfunction of these products can reasonably be expected to result in personal injury. Philips customers using or selling these products for use in such applications do so at their own risk and agree to fully indemnify Philips for any damages resulting from such improper use or sale.

NPN microwave power transistor

LLE18040X

NOTES

Philips Semiconductors – a worldwide company

Argentina: see South America

Australia: 34 Waterloo Road, NORTH RYDE, NSW 2113,
Tel. +61 2 9805 4455, Fax. +61 2 9805 4466

Austria: Computerstr. 6, A-1101 WIEN, P.O. Box 213,
Tel. +43 1 60 101 1248, Fax. +43 1 60 101 1210

Belarus: Hotel Minsk Business Center, Bld. 3, r. 1211, Volodarski Str. 6,
220050 MINSK, Tel. +375 172 20 0733, Fax. +375 172 20 0773

Belgium: see The Netherlands

Brazil: see South America

Bulgaria: Philips Bulgaria Ltd., Energoproject, 15th floor,
51 James Bourchier Blvd., 1407 SOFIA,
Tel. +359 2 68 9211, Fax. +359 2 68 9102

Canada: PHILIPS SEMICONDUCTORS/COMPONENTS,
Tel. +1 800 234 7381, Fax. +1 800 943 0087

China/Hong Kong: 501 Hong Kong Industrial Technology Centre,
72 Tat Chee Avenue, Kowloon Tong, HONG KONG,
Tel. +852 2319 7888, Fax. +852 2319 7700

Colombia: see South America

Czech Republic: see Austria

Denmark: Sydhavnsgade 23, 1780 COPENHAGEN V,
Tel. +45 33 29 3333, Fax. +45 33 29 3905

Finland: Sinikalliontie 3, FIN-02630 ESPOO,
Tel. +358 9 615 800, Fax. +358 9 6158 0920

France: 51 Rue Carnot, BP317, 92156 SURESNES Cedex,
Tel. +33 1 4099 6161, Fax. +33 1 4099 6427

Germany: Hammerbrookstraße 69, D-20097 HAMBURG,
Tel. +49 40 2353 60, Fax. +49 40 2353 6300

Hungary: see Austria

India: Philips INDIA Ltd, Band Box Building, 2nd floor,
254-D, Dr. Annie Besant Road, Worli, MUMBAI 400 025,
Tel. +91 22 493 8541, Fax. +91 22 493 0966

Indonesia: PT Philips Development Corporation, Semiconductors Division,
Gedung Philips, Jl. Buncit Raya Kav.99-100, JAKARTA 12510,
Tel. +62 21 794 0040 ext. 2501, Fax. +62 21 794 0080

Ireland: Newstead, Clonskeagh, DUBLIN 14,
Tel. +353 1 7640 000, Fax. +353 1 7640 200

Israel: RAPAC Electronics, 7 Kehilat Saloniki St, PO Box 18053,
TEL AVIV 61180, Tel. +972 3 645 0444, Fax. +972 3 649 1007

Italy: PHILIPS SEMICONDUCTORS, Piazza IV Novembre 3,
20124 MILANO, Tel. +39 2 6752 2531, Fax. +39 2 6752 2557

Japan: Philips Bldg 13-37, Kohnan 2-chome, Minato-ku,
TOKYO 108-8507, Tel. +81 3 3740 5130, Fax. +81 3 3740 5077

Korea: Philips House, 260-199 Itaewon-dong, Yongsan-ku, SEOUL,
Tel. +82 2 709 1412, Fax. +82 2 709 1415

Malaysia: No. 76 Jalan Universiti, 46200 PETALING JAYA, SELANGOR,
Tel. +60 3 750 5214, Fax. +60 3 757 4880

Mexico: 5900 Gateway East, Suite 200, EL PASO, TEXAS 79905,
Tel. +9-5 800 234 7381, Fax +9-5 800 943 0087

Middle East: see Italy

Netherlands: Postbus 90050, 5600 PB EINDHOVEN, Bldg. VB,
Tel. +31 40 27 82785, Fax. +31 40 27 88399

New Zealand: 2 Wagener Place, C.P.O. Box 1041, AUCKLAND,
Tel. +64 9 849 4160, Fax. +64 9 849 7811

Norway: Box 1, Manglerud 0612, OSLO,
Tel. +47 22 74 8000, Fax. +47 22 74 8341

Pakistan: see Singapore

Philippines: Philips Semiconductors Philippines Inc.,
106 Valero St. Salcedo Village, P.O. Box 2108 MCC, MAKATI,
Metro MANILA, Tel. +63 2 816 6380, Fax. +63 2 817 3474

Poland: Ul. Lukiska 10, PL 04-123 WARSZAWA,
Tel. +48 22 612 2831, Fax. +48 22 612 2327

Portugal: see Spain

Romania: see Italy

Russia: Philips Russia, Ul. Usatcheva 35A, 119048 MOSCOW,
Tel. +7 095 755 6918, Fax. +7 095 755 6919

Singapore: Lorong 1, Toa Payoh, SINGAPORE 319762,
Tel. +65 350 2538, Fax. +65 251 6500

Slovakia: see Austria

Slovenia: see Italy

South Africa: S.A. PHILIPS Pty Ltd., 195-215 Main Road Martindale,
2092 JOHANNESBURG, P.O. Box 7430 Johannesburg 2000,
Tel. +27 11 470 5911, Fax. +27 11 470 5494

South America: Al. Vicente Pinzon, 173, 6th floor,
04547-130 SÃO PAULO, SP, Brazil,
Tel. +55 11 821 2333, Fax. +55 11 821 2382

Spain: Balmes 22, 08007 BARCELONA,
Tel. +34 93 301 6312, Fax. +34 93 301 4107

Sweden: Kottbygatan 7, Akalla, S-16485 STOCKHOLM,
Tel. +46 8 5985 2000, Fax. +46 8 5985 2745

Switzerland: Allmendstrasse 140, CH-8027 ZÜRICH,
Tel. +41 1 488 2741 Fax. +41 1 488 3263

Taiwan: Philips Semiconductors, 6F, No. 96, Chien Kuo N. Rd., Sec. 1,
TAIPEI, Taiwan Tel. +886 2 2134 2886, Fax. +886 2 2134 2874

Thailand: PHILIPS ELECTRONICS (THAILAND) Ltd.,
209/2 Sanpavuth-Bangna Road Prakanong, BANGKOK 10260,
Tel. +66 2 745 4090, Fax. +66 2 398 0793

Turkey: Talatpasa Cad. No. 5, 80640 GÜLTEPE/ISTANBUL,
Tel. +90 212 279 2770, Fax. +90 212 282 6707

Ukraine: PHILIPS UKRAINE, 4 Patrice Lumumba str., Building B, Floor 7,
252042 KIEV, Tel. +380 44 264 2776, Fax. +380 44 268 0461

United Kingdom: Philips Semiconductors Ltd., 276 Bath Road, Hayes,
MIDDLESEX UB3 5BX, Tel. +44 181 730 5000, Fax. +44 181 754 8421

United States: 811 East Arques Avenue, SUNNYVALE, CA 94088-3409,
Tel. +1 800 234 7381, Fax. +1 800 943 0087

Uruguay: see South America

Vietnam: see Singapore

Yugoslavia: PHILIPS, Trg N. Pasica 5/v, 11000 BEOGRAD,
Tel. +381 11 62 5344, Fax. +381 11 63 5777

For all other countries apply to: Philips Semiconductors,
International Marketing & Sales Communications, Building BE-p, P.O. Box 218,
5600 MD EINDHOVEN, The Netherlands, Fax. +31 40 27 24825

Internet: <http://www.semiconductors.philips.com>

© Philips Electronics N.V. 1999

SCA63

All rights are reserved. Reproduction in whole or in part is prohibited without the prior written consent of the copyright owner.

The information presented in this document does not form part of any quotation or contract, is believed to be accurate and reliable and may be changed without notice. No liability will be accepted by the publisher for any consequence of its use. Publication thereof does not convey nor imply any license under patent- or other industrial or intellectual property rights.

Printed in The Netherlands

125002/00/02/pp12

Date of release: 1999 Apr 22

Document order number: 9397 750 05719

Let's make things better.

Philips
Semiconductors



PHILIPS