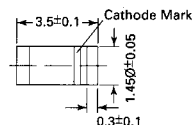


ZMM 5225 ... ZMM 5262

Silicon Planar Zener Diodes

Standard Zener voltage tolerance is $\pm 20\%$. Add suffix "A" for $\pm 10\%$ tolerance and suffix "B" for $\pm 5\%$ tolerance. Other tolerance, non standard and higher Zener voltages upon request.



Glass case MiniMELF

Weight approx. 0.05g

Dimensions in mm

These diodes are also available in DO-35 case with the type designation 1N5225... 1N5262.

These diodes are delivered taped.
Details see "Taping".

Absolute Maximum Ratings ($T_a = 25\text{ }^\circ\text{C}$)

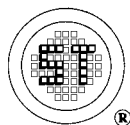
	Symbol	Value	Unit
Zener Current see Table "Characteristics"			
Power Dissipation at $T_{amb} = 75\text{ }^\circ\text{C}$	P_{tot}	500 ¹⁾	mW
Junction Temperature	T_j	175	$^\circ\text{C}$
Storage Temperature Range	T_s	-65 to + 175	$^\circ\text{C}$

¹⁾ Valid provided that electrodes are kept at ambient temperature.

Characteristics at $T_{amb} = 25\text{ }^\circ\text{C}$

	Symbol	Min.	Typ.	Max.	Unit
Thermal Resistance Junction to Ambient Air	R_{thA}	-	-	0.3 ¹⁾	K/mW
Forward Voltage at $I_F = 200\text{ mA}$	V_F	-	-	1.1	V

¹⁾ Valid provided that electrodes are kept at ambient temperature.



SEMTECH ELECTRONICS LTD.

(wholly owned subsidiary of HONEY TECHNOLOGY LTD.)



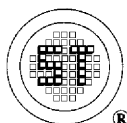
ZMM 5225 ... ZMM 5262

Type	Nominal Zener voltage ³⁾ at V_z V	Test current I_{zT} mA	Maximum Zener Impedance ¹⁾		Typical temperature coefficient α_{VZ} %/K	Maximum reverse leakage current			Maximum regulator current ²⁾ I_{zM} mA
			at I_{zT} Z_{zT} Ω	at $I_{zT} = 0.25$ mA Z_{zK} Ω		I_R μ A	Test voltage Suffix A V_R V	Suffix B V_R V	
ZMM5225	3.0	20	29	1600	-0.075	50	0.95	1.0	152
ZMM5226	3.3	20	28	1600	-0.070	25	0.95	1.0	138
ZMM5227	3.6	20	24	1700	-0.065	15	0.95	1.0	126
ZMM5228	3.9	20	23	1900	-0.060	10	0.95	1.0	115
ZMM5229	4.3	20	22	2000	-0.055	5	0.95	1.0	106
ZMM5230	4.7	20	19	1900	± 0.030	5	1.9	2.0	97
ZMM5231	5.1	20	17	1600	± 0.030	5	1.9	2.0	89
ZMM5232	5.6	20	11	1600	+0.038	5	2.9	3.0	81
ZMM5233	6.0	20	7	1600	+0.038	5	3.3	3.5	76
ZMM5234	6.2	20	7	1000	+0.045	5	3.8	4.0	73
ZMM5235	6.8	20	5	750	+0.050	3	4.8	5.0	67
ZMM5236	7.5	20	6	500	+0.058	3	5.7	6.0	61
ZMM5237	8.2	20	8	500	+0.062	3	6.2	6.5	55
ZMM5238	8.7	20	8	600	+0.065	3	6.2	6.5	52
ZMM5239	9.1	20	10	600	+0.068	3	6.7	7.0	50
ZMM5240	10	20	17	600	+0.075	3	7.6	8.0	45
ZMM5241	11	20	22	600	+0.076	2	8.0	8.4	41
ZMM5242	12	20	30	600	+0.077	1	8.7	9.1	38
ZMM5243	13	9.5	13	600	+0.079	0.5	9.4	9.9	35
ZMM5244	14	9.0	15	600	+0.082	0.1	9.5	10	32
ZMM5245	15	8.5	16	600	+0.082	0.1	10.5	11	30
ZMM5246	16	7.8	17	600	+0.083	0.1	11.4	12	28
ZMM5247	17	7.4	19	600	+0.084	0.1	12.4	13	27
ZMM5248	18	7.0	21	600	+0.085	0.1	13.3	14	25
ZMM5249	19	6.6	23	600	+0.086	0.1	13.3	14	24
ZMM5250	20	6.2	25	600	+0.086	0.1	14.3	15	23
ZMM5251	22	5.6	29	600	+0.087	0.1	16.2	17	21
ZMM5252	24	5.2	33	600	+0.087	0.1	17.1	18	19.1
ZMM5253	25	5.0	35	600	+0.089	0.1	18.1	19	18.2
ZMM5254	27	4.6	41	600	+0.090	0.1	20	21	16.8
ZMM5255	28	4.4	44	600	+0.091	0.1	20	21	16.2
ZMM5256	30	4.2	49	600	+0.091	0.1	22	23	15.1
ZMM5257	33	3.8	58	700	+0.092	0.1	24	25	13.8
ZMM5258	36	3.4	70	700	+0.093	0.1	26	27	12.6
ZMM5259	39	3.2	80	800	+0.094	0.1	29	30	11.6
ZMM5260	43	3.0	93	900	+0.095	0.1	31	33	10.6
ZMM5261	47	2.7	105	1000	+0.095	0.1	34	36	9.7
ZMM5262	51	2.5	125	1100	+0.096	0.1	37	39	8.9

¹⁾ The Zener Impedance is derived from the 60 Hz AC voltage which results when an AC current having an RMS value equal to 10% of the Zener current (I_{zT} or I_{zK}) is superimposed on I_{zT} or I_{zK} . Zener Impedance is measured at two points to insure a sharp knee on the breakdown curve and to eliminate unstable units.

²⁾ Valid provided that electrodes are kept at ambient temperature.

³⁾ Measured under thermal equilibrium and DC test conditions.



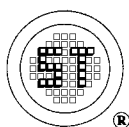
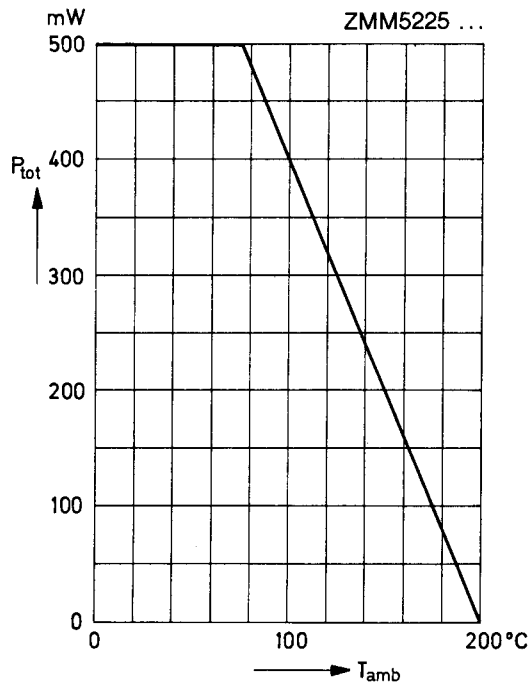
SEMTECH ELECTRONICS LTD.

(wholly owned subsidiary of HONEY TECHNOLOGY LTD.)



Admissible power dissipation versus ambient temperature

Valid provided that electrodes are kept
at ambient temperature



SEMTECH ELECTRONICS LTD.

(wholly owned subsidiary of **HONEY TECHNOLOGY LTD.**)

