



Micro Commercial Components
 21201 Itasca Street Chatsworth
 CA 91311
 Phone: (818) 701-4933
 Fax: (818) 701-4939

MBRB820 THRU MBRB8100

Features

- Low Power Loss
- High Efficiency
- Low Leakage Current
- High Current Capability
- High Surge Capacity

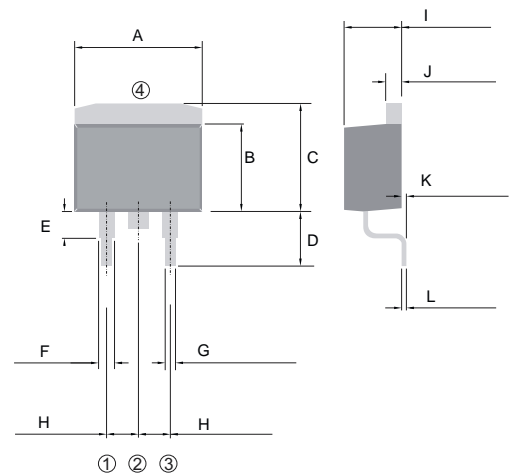
**8.0 Amp
Schottky
Barrier Rectifier
20 to 100 Volts**

Maximum Ratings

- Operating Temperature: -55°C to +150°C
- Storage Temperature: -55°C to +150°C

MCC Catalog Number	Maximum Reccurent Peak Reverse Voltage	Maximum RMS Voltage	Maximum DC Blocking Voltage
MBRB820	20V	14V	20V
MBRB830	30V	21V	30V
MBRB840	40V	28V	40V
MBRB850	50V	35V	50V
MBRB860	60V	42V	60V
MBRB880	80V	56V	80V
MBRB8100	100V	70V	100V

D²PAK



Electrical Characteristics @ 25°C Unless Otherwise Specified

Average Forward Current	$I_{F(AV)}$	8A	$T_A = 100^\circ\text{C}$
Peak Forward Surge Current	I_{FSM}	150A	8.3ms, half sine
Maximum Instantaneous Forward Voltage MBRB820-40 MBRB850-60 MBRB880-100	V_F	.55V .75V .85V	$I_{FM} = 8A;$ $T_J = 25^\circ\text{C}$
Maximum DC Reverse Current At Rated DC Blocking Voltage	I_R	0.5mA 50mA	$T_A = 25^\circ\text{C}$ $T_A = 100^\circ\text{C}$

DIM	INCHES		MM		NOTE
	MIN	MAX	MIN	MAX	
A	.387	.409	9.8	10.4	
B	.335	.357	8.5	9.1	
C	.378	.418	9.6	10.6	
D	.197	.236	5.0	6.0	
E	.700		1.8		
F	.039	.055	1.0	1.4	
G	---	.035	---	0.9	
H	.092	.108	2.35	2.75	
I	.137	.189	4.4	4.8	
J	.047	.055	1.2	1.4	
K	-0.012	+0.012	-0.3	+0.3	
L	.011	.026	0.3	0.7	

*Pulse Test: Pulse Width 200μsec, Duty Cycle 1%

**RATING AND CHARACTERISTIC CURVES
MBRB820 thru MBRB8100**

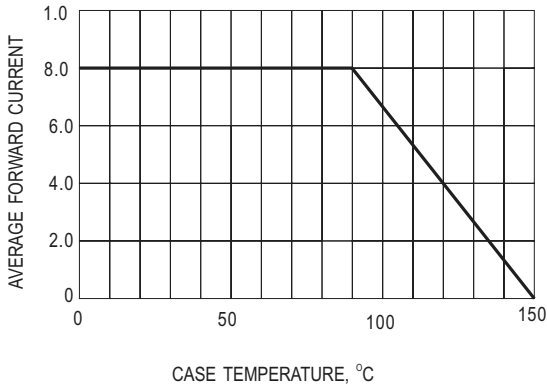


Fig.1- FORWARD CURRENT DERATING CURVE

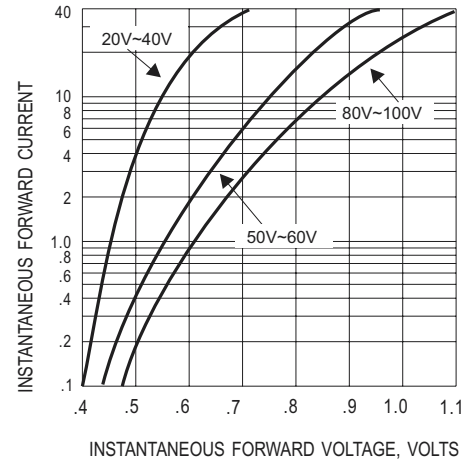


Fig.2- TYPICAL INSTANTANEOUS FORWARD CHARACTERISTIC

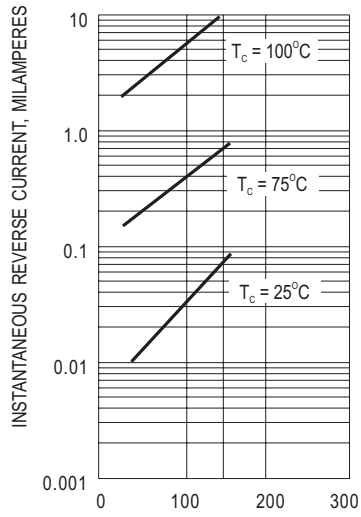


Fig.3- TYPICAL REVERSE CHARACTERISTIC

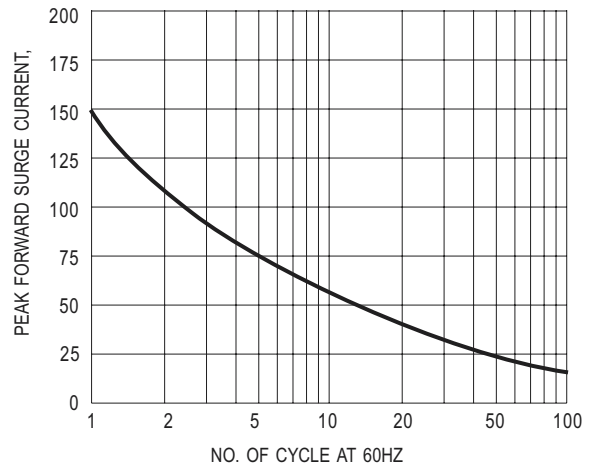


Fig.4- MAXIMUM NON-REPETITIVE SURGE CURRENT

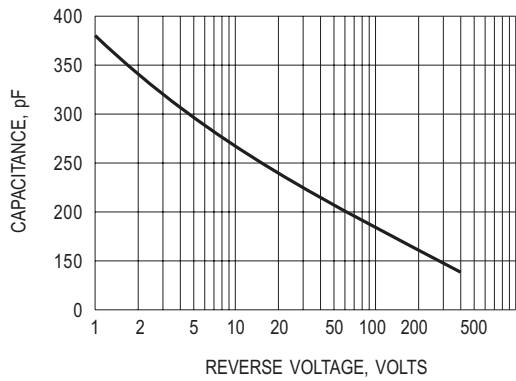


Fig.5- TYPICAL JUNCTION CAPACITANCE